



matteolighting.com
info@matteolighting.com

Toll: 1 844 628 8368
Tel: 604 560 5136

Canada: 100-1873 Forge Place Abbotsford, BC V2T 0L2
USA: 6875 Speedway Blvd. Ste 106 Las Vegas, NV 89115

Project: _____



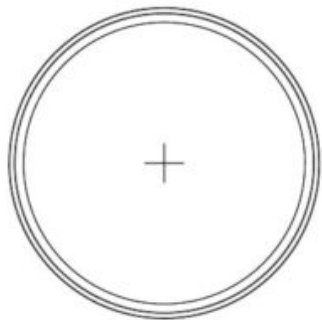
Company: _____

Location: _____ SPEC #: _____

Approved On: _____ Approved By: _____



Flush Mounts



Description

DELTA

Elevate any interior with this sleek flush mount ceiling light, designed to blend modern simplicity with everyday functionality, the Delta features a slim circular profile, a refined Champagne Gold and Matte Black finish and a softly diffused LED panel, this fixture delivers balanced illumination while complementing contemporary, transitional, and minimalist spaces.

M21712MB

Specifications

FINISH	Matte Black
SHADE	Polycarbonate
DIMENSION	Ø11 7/8" x 1 3/8"H
LAMPING	1x24W LED Dimmable
INITIAL LUMEN	2400
DELIVER LUMEN	1521
CRI(RA)	90
LED AVERAGE RATED LIFE	50,000 hours
COLOR TEMP	2700K, 3000K, 3500K, 4000K or 5000K
LOCATION	Dry
WARRANTY	5 years Warranty on LED Board

Notes

