

ETF-TD Series 60W

Whole Family: ETFXX060TD (XX=12/24VDC) [60W 96W]



ICES-005

Class P

Class 2

TYPE HL

SELV

RoHS



Features

Dimming function:	Electronic Transformer Triac/ ELV/ MLV dimming
Dimming range:	0-100%
Waterproof performance:	For dry and damp locations
Input:	120VAC
THD:	THD<20%@120V Max. load
Output type:	Constant voltage
Small size:	84x40x25 mm / 3.31x1.57x0.98 inch (L*W*H)
Loading:	Super low loading request, works perfectly at 20-100% load
Protections:	Short circuit / Over load
Compatibility:	Compatible with popular dimmers in the market, Lutron-CL, Diva series and so on.
Application:	<ul style="list-style-type: none"> • LED strip/ LED tape/ LED module • Residential Lighting • Commercial Lighting
Warranty:	5 years warranty

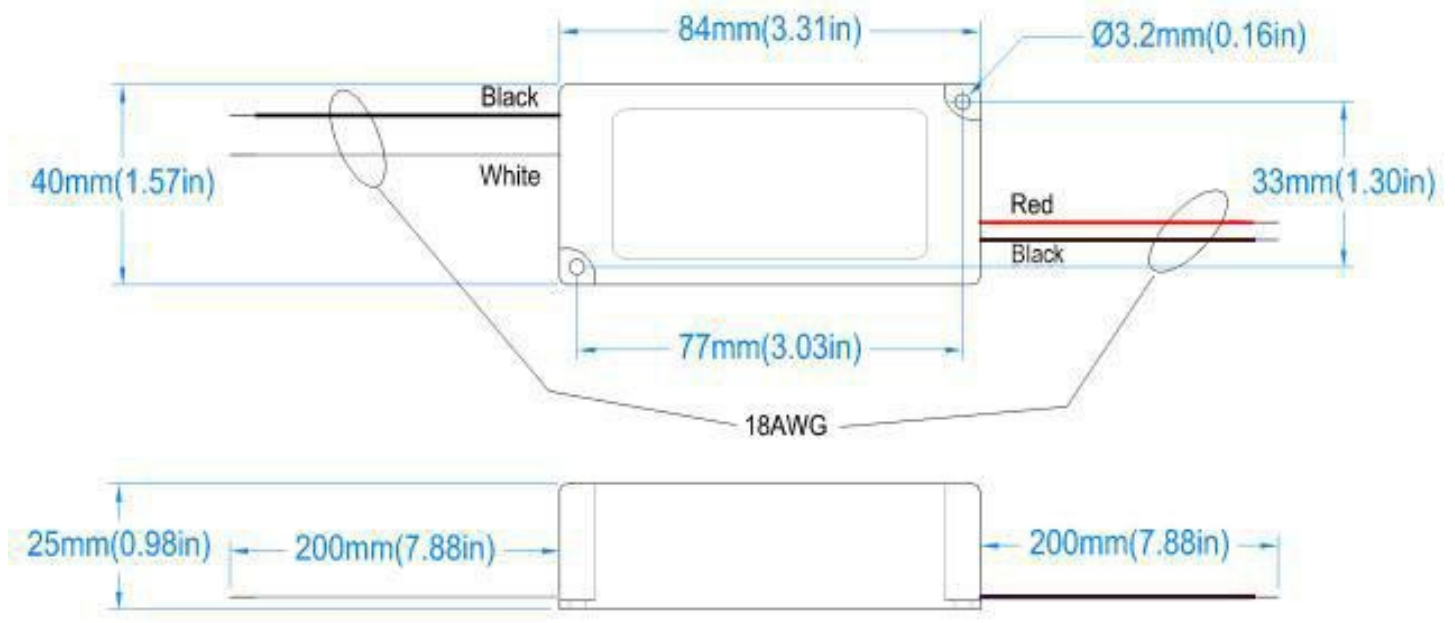


TRIAC ELV MLV Transformer - Constant Voltage Output - ETF-TD Series 60W

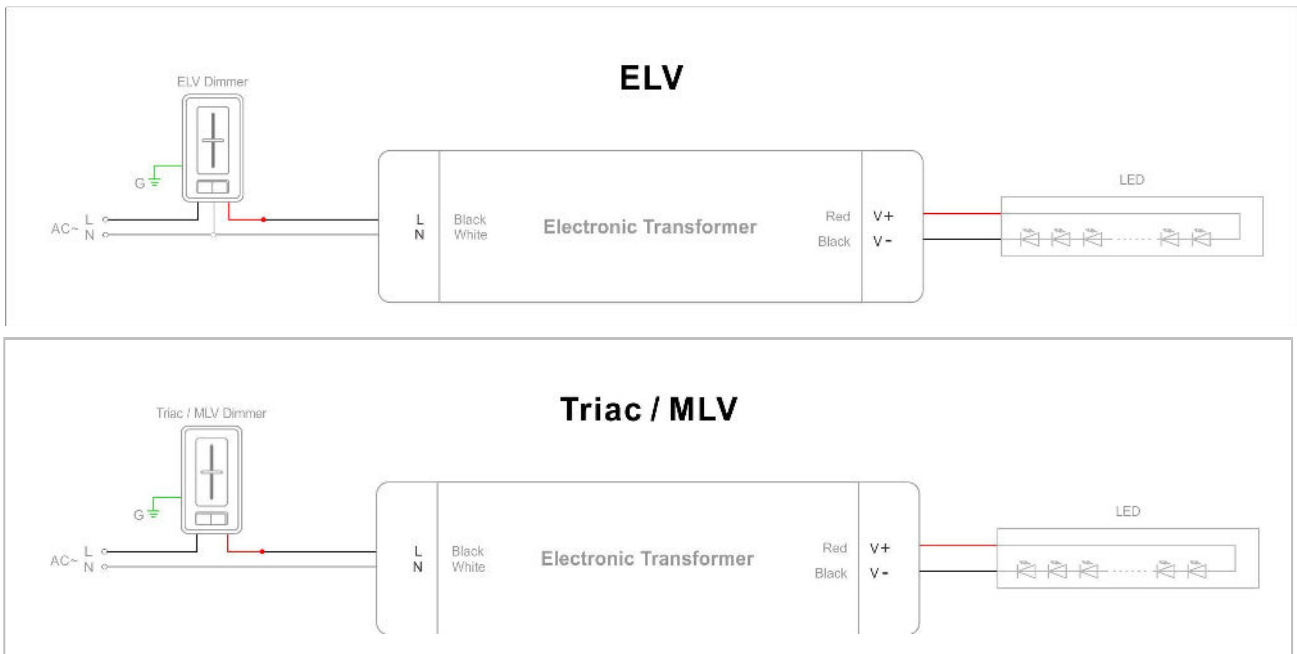
Specification

Model		ETF12060TD	ETF24060TD
Certificate		UL / FCC / ICES-005 / Class P / Class 2 / TYPE HL / SELV / ROHS / REACH	
Output	DC Voltage	12V	24V
	Voltage Tolerance	±1V	±1.5V
	Rated current	5.0A	2.5A
	Rated power	60W	
Input	Voltage Range	120VAC	
	Frequency Range	50 / 60Hz	
	Power Factor(typ.)	>0.95	
	Total Harmonic Distortion	THD< 20%(@100% load)	
	Efficiency(Typ.)	88%@120VAC	
	AC Current(Typ.)	0.7A	
	Leakage Current	<0.5mA/ 120VAC	
Protection	Short Circuit	Hiccup mode, recovers automatically after fault condition is removed.	
	Over Load	Hiccup mode, recovers automatically after fault condition is removed.	
Environment	Working TEMP.	-40~+60°C (see below derating curve)	
	Working humidity	20 ~ 90% RH non-condensing	
	Storage temp., Humidity	-40 ~ +90, 10 ~ 95% RH	
	Temp .coefficient	±0.03%/°C (0~50°C)	
	Vibration	10 ~ 500Hz, 2G 12 minutes/cycle, X Y Z axis 72 minutes each	
Safety & EMC	Safety standards	UL8750; CAN/CSA-C22.2 No.250.13	
	Withstand voltage	I/P-O/P:1.88KVAC	
	EMC Immunity	FCC/ICES do not request this test	
	EMC Emission	CFR47 FCC Part15 Subpart B:2020; ICES-005 Issue 5; ANSI C63.4a-2017	
Others	Weight	0.17KG	
	Dimension	See Mechanical Specification	
	Packing	28*21.5*19.5 cm (50PCS/CTN)	

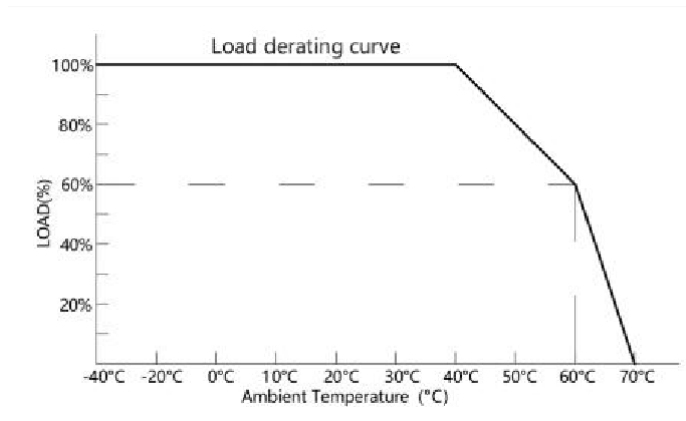
Mechanical Specification



Connecting Diagram



Derating Curve (Output load vs TEMP.)



To extend their life, please refer to the Derating Curve and derate according to the temperature.

Warm tip:

All Electronic Transformer meet the harmonic emissions requirements of ANSI C82.77-10.

Instructions

1. This driver should be installed by qualified and professional person.
2. Please make sure the driver is installed with adequate ventilation around it to allow for heat dissipation.
3. Ensure that wiring is correct before test in order to avoid light and power supply damage.
4. If driver Cannot work normally, don't maintain privately.

Have any questions, please contact Zhuhai Shengchang.

Please visit our website or contact us for more information! www.scpower.net.cn/en