


FEATURES:

- Sleek, contemporary, architectural-grade design
- Available in different length and various beam angles.
- PC lens, high flame retardant point.
- 0-10V or Triac /ELVdimming optional.
- 50,000+ Hours LED Life Expectancy.
- Fast and easy to install.
- 5 Year Warranty.
- Ambient Temperature:-30 ~ 40 °C(-22° F to +104° F)
- Damp Location Rated

APPLICATIONS:

- Kitchen
- Offices
- Conference rooms
- Retail
- Reception areas
- Education facilities



Optic lens-5CCT-0-10V & Traic Dimming 2 in 1 LED Driver

Item	Watts	Efficacy	Lumens	CRI	Voltage	Dimension (Diameter*Height): inch/mm	
						Diameter	Height
AR834LLM01210BVKD1A	12W	100-110lm/w	1200-1320lm	>82	120-277V	D2.75"	H: 10.6"/270mm
AR834LLM01215BVKD1A						70mm	H:15"/380mm
AR834LLM01223BVKD1A							H:22.8"/580mm

Optional:

Drop Acrylic lens

Rod kits

Power Cable suspended

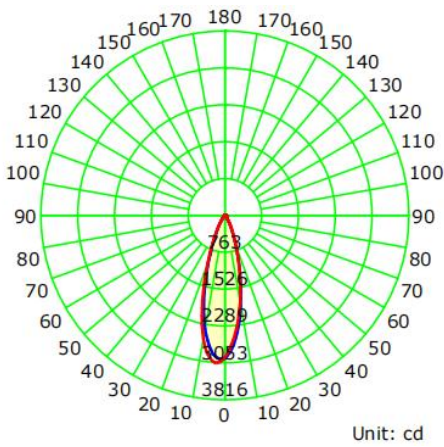
Jbox ceiling



ORDERING

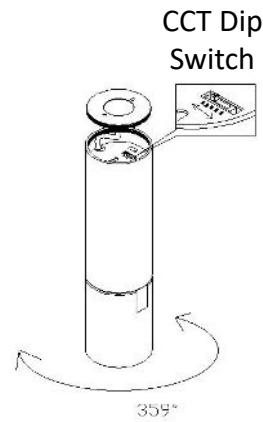
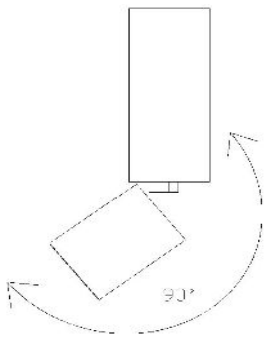
Model	Lens Types	Watts	Height	Mounting Method	5 CCT	Driver	Accessories
AR834L	LM-Optic LD-Drop Lens	012: 12W	10=10.6" 15=15.0" 23=22.8"	B: Surface/ Suspended	27: 2700K 30:3000K 35:3500K 40:4000K 50:5000K	D1: 0-10V D2:Triac D3: 0-10V&Triac	A: No sensor&EM

PHOTOMETRIC

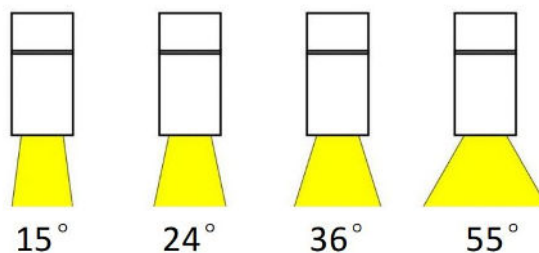


Luminaire	3000K
Input Voltage(VAC)	120-277
Power (W)	12.05W
Delivered Lumen(Lm)	1200Lm
Efficacy(Lm/W)	100Lm/W
Beam Angle	H29 V29
Power Factor(PF)	>95
Color Rendering Index(CRI)	>80

Adjustable Details




Beam Angle Options

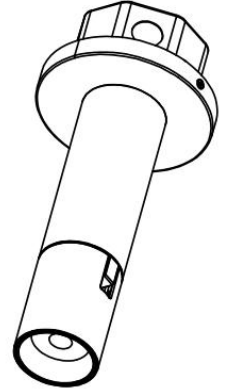


Surface Mounting

Drywall

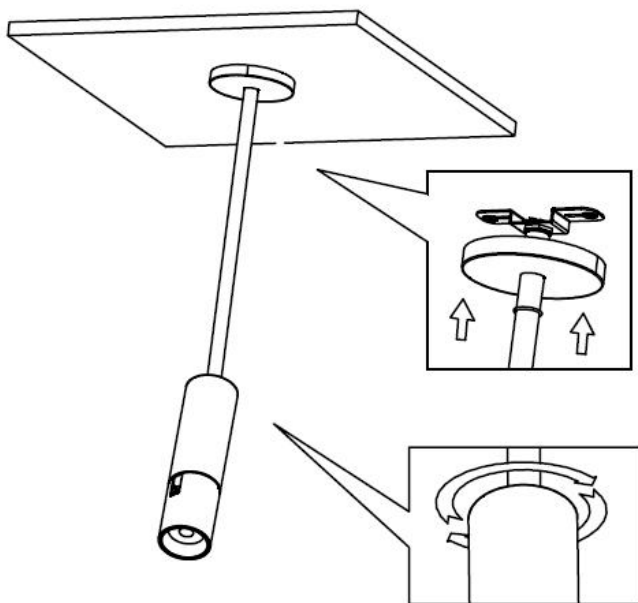


Junction Box



Pendant Mounting

Rod Pendant



Cord Pendant

