





SPECIFICATIONS

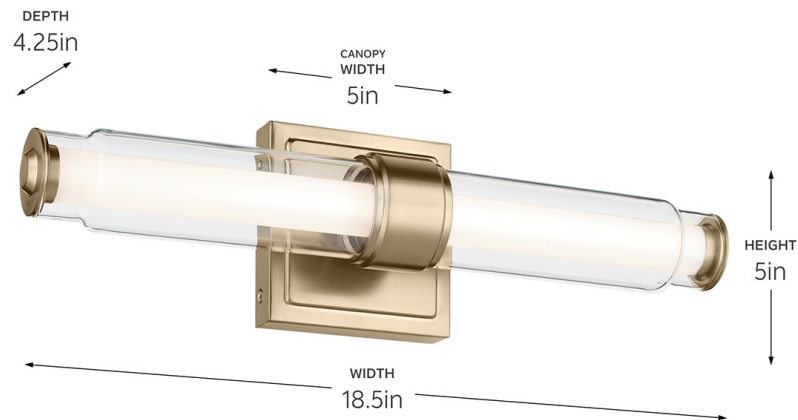
Certifications/Qualifications	
ADA Compliant	No
Prop65	Yes
Location Rating	Damp kichler.com/warranty
Dimensions	
Height	5"
Width	18.5"
Height From Center Of Wall Opening (Spec Sheet)	2.5"
Depth	4.25"
Weight	4.5 LBS
Canopy Height	5"
Canopy Width	5"
Canopy Depth	1.25"
Electrical	
Input Voltage	120 V
Light Source	
Light Source	Integrated LED
Lamp Included	Integrated
# Of Bulbs/LED Modules	1
Max Or Nominal Watt	13 W
Lamp Type	Integrated
Socket Type	Integrated LED
Dimmable	Yes
Photometrics	
Color Temperature Range	3000K
Color Rendering Index (CRI)	90
Delivered Lumens	850 L
Delivered Efficacy (Lumens/Watt)	64
Rated Life	40000 hours
Mounting/Installation	
Interior/Exterior	Interior Product
Mounting Style	WALL MOUNT
Mounting Weight	4.5 LBS
Lead Wire Length	6
Wire Connectors	Wire Nuts
Product/Ordering Information	
Sku	55237CPZLED
Finish	Champagne Bronze™
UPC	783927055031

FIXTURE ATTRIBUTES

Housing/Glass	
Primary Material	Steel
Diffuser Description	Acrylic
Shade Description	Glass Cylinder Shade

Finishes

-  Black
-  Brushed Nickel
-  Champagne Bronze™
-  Polished Nickel



ALSO IN THIS FAMILY



55195BKLED

55195CPZLED

55195NILED



55195PNLED

55196BKLED

55196CPZLED