

SPECIFICATIONS

Certifications/Qualifications

ADA Compliant	No
Prop65	Yes
DarkSky Approved	No
Location Rating	Damp
	kichler.com/warranty

Dimensions

Height	5"
Width	18"
Height From Center Of Wall Opening (Spec Sheet)	2.5"
Depth	4.25"
Weight	2.66 LBS
Canopy Width	5"
Canopy Depth	1"

Electrical

Input Voltage	120 V
---------------	-------

Light Source

Light Source	Integrated LED
Lamp Included	Integrated
# Of Bulbs/LED Modules	1
Max Or Nominal Watt	19 W
Lamp Type	Integrated
Socket Type	Integrated LED
Dimmable	Yes

Mounting/Installation

Interior/Exterior	Interior Product
Mounting Style	WALL MOUNT
Mounting Weight	2.66 LBS
Lead Wire Length	6
Wire Connectors	Wire Nuts

FIXTURE ATTRIBUTES





Housing/Glass

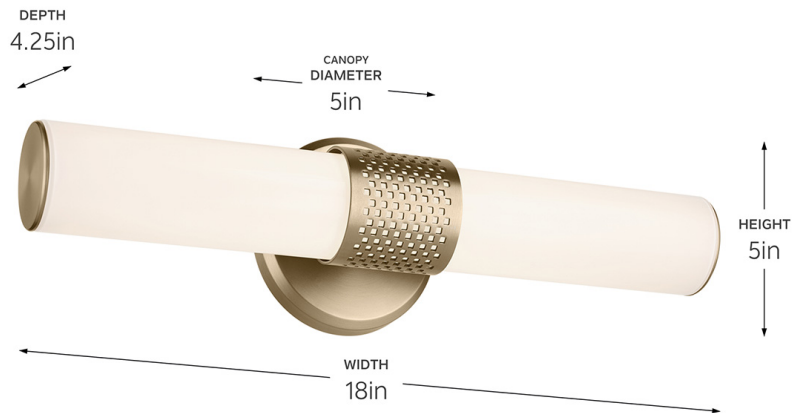
Primary Material	Steel
Diffuser Description	White Glass
Shade Included	Yes
Shade Description	Glass Cylinder Shade
Shade Dimensions	2.75 DIA X 18

Product/Ordering Information

Sku	55191CPZLED
Finish	Champagne Bronze™
UPC	783927053990

Finishes

	Black
	Brushed Nickel
	Champagne Bronze™
	Chrome



CCT Data

Selectable	2700K, 3000K, 3500K, 4000K, 5000K
------------	-----------------------------------

CCT Performance Metrics At 3000K

Color Rendering Index (CRI)	90
Delivered Lumens	752 L
Delivered Efficacy (Lumens/Watt)	40.7
Rated Life	40000 hours

ALSO IN THIS FAMILY



55192BKLED

55192CHLED

55192CPZLED



55192NILED

55193BKLED

55193CHLED