



Project/Job Name: _____

Location: _____

Fixture Type: _____

Notes: _____

S8538 - 9 Watt LED PL 2-Pin; 4000K; 1000 Lumens; G24d base; 50000 Average rated hours; 120 Deg. Beam Angle; Vertical; Type B; Ballast Bypass



ELECTRICAL

Technology:	LED
Watts:	9W
Volts:	120V-277V
Lumens:	1000L
CRI:	80+
CCT (Kelvins):	4000K - Cool White
Beam Spread :	120
Hours Rated:	50000
Dimmable:	Non-Dimmable -
Fluorescent Equivalent :	18W/26W
Operating Temperature :	-20C (-4F) to +45C (+113F)
Ballasting Requirements :	Ballast Bypass- Direct wire only 100V-277V
Lamp Ballast Type A/B/C :	Type B
Operating Position:	Base Up or Down
Power Factor :	0.99
Light Source:	LED
Voltage Type:	AC Only; Range Voltage
Warranty:	5-Years

PACKAGING

Each UPC:	045923085383
Each Quantity:	1
Each Dimensions:	1.93 x 1.93 x 4.84

INFO

Installation Note:	2-pin LED lamps work in both 2-pin (magnetic) and 4-pin (electronic) sockets.
ROI Category:	Four Pin-Base Replacement Lamps for CFL

PHYSICAL

Base:	G24d (2-Pin)
Shape:	PL
Finish:	Frost
Dimensions (In.):	MOL: 4.69 - MOD: 1.91
Weight (Lbs.):	0.24
Housing Color:	White




COMPLIANCE

Safety Listing:	cULus - Classified; cULus - Certified
Location Rating:	Damp
DLC Approved:	No
BAA Compliant:	No
NOM Certificate No.:	NTEC21ENM001000!NTEC21EN M001000-FR1
NOM Expiration Date:	1/18/2023
Enclosure Rating:	Enclosed Rated Lamp
Rated For Enclosed Fixture:	Yes
FCC Compliant:	Yes
RoHS Compliant:	Yes
Restrictions:	No Restrictions



S8538 - 9 Watt LED PL 2-Pin; 4000K; 1000 Lumens; G24d base;
50000 Average rated hours; 120 Deg. Beam Angle; Vertical; Type B;
Ballast Bypass

ACCESSORIES

	80-973	Emergency Driver Enclosure; For use with S8000 and S8002
	S8000	5 Watt LED Emergency Driver; 120-277 Volts
	S8002	10 Watt LED Emergency Driver; 120-277 Volt