



Project/Job Name: _____

Location: _____

Fixture Type: _____

Notes: _____

S21415 - 22 Watt LED PL; CCT Selectable; Lumens Selectable;
Type B; Ballast Bypass; White Finish; 120/277 Volt

- CCT Selectable



ELECTRICAL

Technology:	LED
Watts:	22W
Volts:	120V/277V
Lumens:	2750L-2860L
CRI:	80+
CCT (Kelvins):	30K/35K/40K/50K/65K - Warm White to Natural Light
Beam Spread :	300
Hours Rated:	50000
Dimmable:	Non-Dimmable -
Fluorescent Equivalent :	42W
Operating Temperature :	-25C (-13F) to +50C (+122F)
Ballasting Requirements :	Ballast Bypass; Direct wire 120-277V line voltage; No ballast or external driver required
Lamp Ballast Type A/B/C :	Type B
Operating Position:	Universal
THD:	20%
Power Factor :	>0.9
Light Source:	LED
Voltage Type:	AC Only; Dual Voltage
Warranty:	5-Years

PACKAGING

Each UPC:	045923215742
Each Quantity:	1
Each Dimensions:	2.56 x 2.36 x 7.68

INFO

Installation Note:	Suggested wattage equivalency = 42W CFL
Min Compartment Size:	Length: 6 in. Width: 6 in. Height: 8.5 in.





PHYSICAL

Base:	G24d (2-Pin)
Shape:	PL
Finish:	White
Dimensions (In.):	MOL: 6.38 - MOD: 1.95
Weight (Lbs.):	0.43
Material:	Aluminum / Polycarbonate (PC)
Housing Color:	White

COMPLIANCE

Safety Listing:	cULus - Certified; cULus - Classified; cRUus - Recognized Component
Location Rating:	Damp
Indoor/Outdoor:	Indoor; Outdoor
DLC Approved:	No
BAA Compliant:	No
Enclosure Rating:	Both
Rated For Enclosed Fixture:	Yes
FCC Compliant:	Yes
RoHS Compliant:	Yes
Restrictions:	No Restrictions

ACCESSORIES

	80-973	Emergency Driver Enclosure; For use with S8000 and S8002
	80-987	Emergency Remote Test Switch; Single Gang Plate; White Finish
	S8000	5 Watt LED Emergency Driver; 120-277 Volts
	S8002	10 Watt LED Emergency Driver; 120-277 Volt