



Project/Job Name: _____

Location: _____

Fixture Type: _____

Notes: _____

S21411 - 9 Watt PL 2-Pin LED; 1100 Lumens; G24d Base; CCT Selectable; White Finish; 120-277 Volts

- CCT Selectable



ELECTRICAL

Technology:	LED
Watts:	9W
Volts:	120V-277V
Lumens:	1100L
CRI:	80+
CCT (Kelvins):	27K/30K/35K/40K/50K - Warm White to Natural Light
Beam Spread :	120
Hours Rated:	50000
Dimmable:	Non-Dimmable -
Fluorescent Equivalent :	26W
Operating Temperature :	-20C (-4F) to +45C (+113F)
Ballasting Requirements :	Ballast required (Type A) or Ballast Bypass (Type B)
Lamp Ballast Type A/B/C :	Type A/B
Operating Position:	Universal
THD:	20%
Power Factor :	0.9
Light Source:	LED
Voltage Type:	AC Only; Range Voltage
Warranty:	5-Years

PACKAGING

Each UPC:	045923211485
Each Quantity:	1
Each Dimensions:	2.44 x 2.44 x 6.89

INFO

Installation Note:	Suggested wattage equivalency = 26W CFL
--------------------	---

PHYSICAL

Base:	G24d (2-Pin)
Shape:	PL
Finish:	White
Dimensions (In.):	MOL: 6.76 - MOD: 2.36
Weight (Lbs.):	0.4
Material:	Aluminum / Polycarbonate (PC)
Housing Color:	White





COMPLIANCE

Safety Listing:	cULus - Certified; cULus - Classified; cULus - Listed
Location Rating:	Damp
Indoor/Outdoor:	Indoor
DLC Approved:	No
BAA Compliant:	No
Rated For Enclosed Fixture:	No
FCC Compliant:	Yes
NSF Approved:	Yes
RoHS Compliant:	Yes
Restrictions:	No Restrictions



S21411 - 9 Watt PL 2-Pin LED; 1100 Lumens; G24d Base; CCT Selectable; White Finish; 120-277 Volts

ACCESSORIES

	80-973	Emergency Driver Enclosure; For use with S8000 and S8002
	80-987	Emergency Remote Test Switch; Single Gang Plate; White Finish
	S8000	5 Watt LED Emergency Driver; 120-277 Volts
	S8002	10 Watt LED Emergency Driver; 120-277 Volt