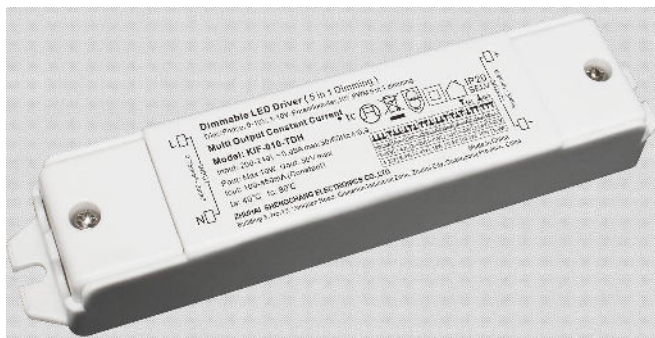


Triac dimmable LED Constant Current driver with DIP Adjustment Multi-current KIF-TDW series 10W



■ Specification

■ Features:

- Output constant current
- Range AC input : 100-277VAC
- Efficiency up to 75%
- Built-in active PFC function
- Protections: short circuit/over current
- Full protection plastic housing easy installation
- IP20 design for indoor installation
- Cooling by free air convection
- Dimming function: Triac/phase cut dimming
Work with leading or trailing edge Triac dimmer
/forward or reverse phase Triac dimmers
- Strong compatibility, flicker-free dimming
- Suitable for LED lighting and moving sign applications



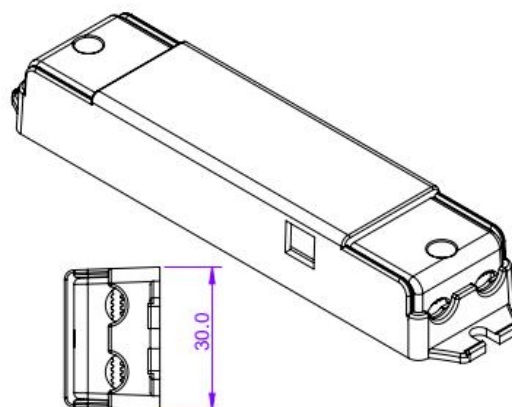
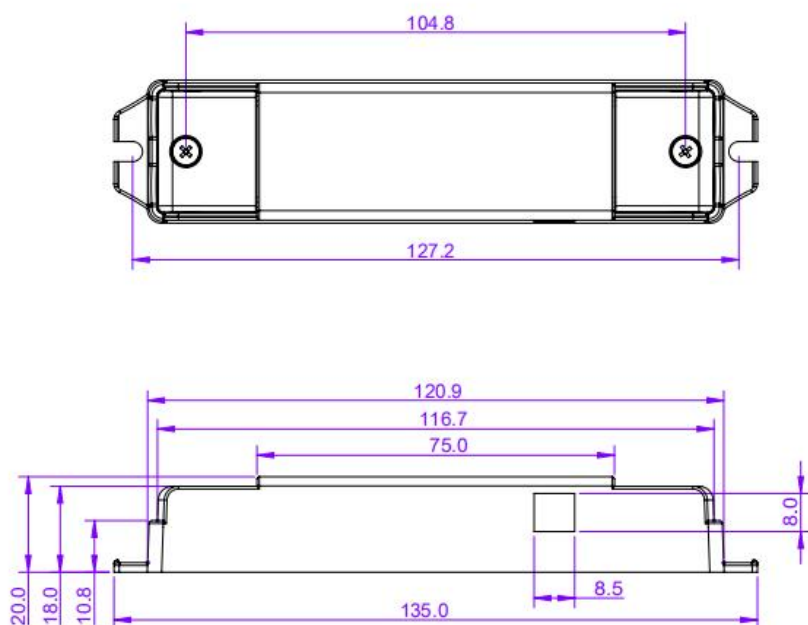
Model		KIF-010-TDW							
Output	Rated current (mA)	450mA LLL	400mA TLL	350mA LTl	300mA TTl	250mA LLT	200mA TlT	150mA LTT	100mA TTT
	Current Tolerance	±25mA							
	DC Voltage	3-22V	3-25V	3-28V	3-33V	3-40V	3-42V	3-42V	3-42V
	Rated power	10W	10W	10W	10W	10W	8.4W	6.3W	4.2W
Input	Rated Input Voltage	100-277VAC							
	Rated Frequency	47-63HZ							
	Power Factor	Full loading ≥0.98@120VAC; ≥ 0.9@277VAC							
	Efficiency (Typ.)	Full loading ≥75%@120VAC; ≥ 75%@277VAC							
	AC Current (Max.)	0.16A							
	Inrush Current (Typ.)	2.16A, 7us @ 50%Ipeak at 120VAC; 3.76A, 8us @ 50%Ipeak at 277VAC;							
	Leakage current	<0.50mA							
Protection	Short Circuit	Constant current mode, recovers automatically after fault condition is removed							
	Output No-Load Voltage	52V max.							
	Over temperature	Ambient temp. over 50±5℃, output current will be reduced to 50%; Ambient temp. over 60±5℃, output will be off; recovers automatically after temp. drops.							
	Protection Class:	II							
Environ- ment	Working TEMP.	-40-+60℃							
	Working Humidity	20-90%RH, non-condensing							
	Storage TEMP. Humidity	-40-+80℃, 10-95%RH							
	TEMP. coefficient	±0.03%/℃ (0-50℃)							
	Vibration	10-500Hz, 2G 10min./1 cycle, period for 60min. each along X,Y,Z axes							
Safety & EMC	Safety standards	UL8750							
	Withstand voltage	I/P-O/P: 1.80KVAC							
	Isolation resistance	I/P-O/P: 100MΩ/500VDC/25℃/70%RH							
	EMC emission	FCC 47 CFR Part 15, Subpart B							

Triac dimmable LED Constant Current driver with DIP Adjustment Multi-current KIF-TDW series 10W

Others	Weight	0.065Kg		
	Size	135*30*20mm(L*W*H)		
	packing	140*33*23mm for inner box 350*300*135mm (100PCS/CTN) for outer carton 7.6KG/CTN		
Notes	1. All parameters NOT specially mentioned are measured at 120VAC input, rated load and 25℃of ambient temperature. 2. Tolerance: includes set us tolerance, line regulation and load regulation.			

■ Mechanical Specification

SP1

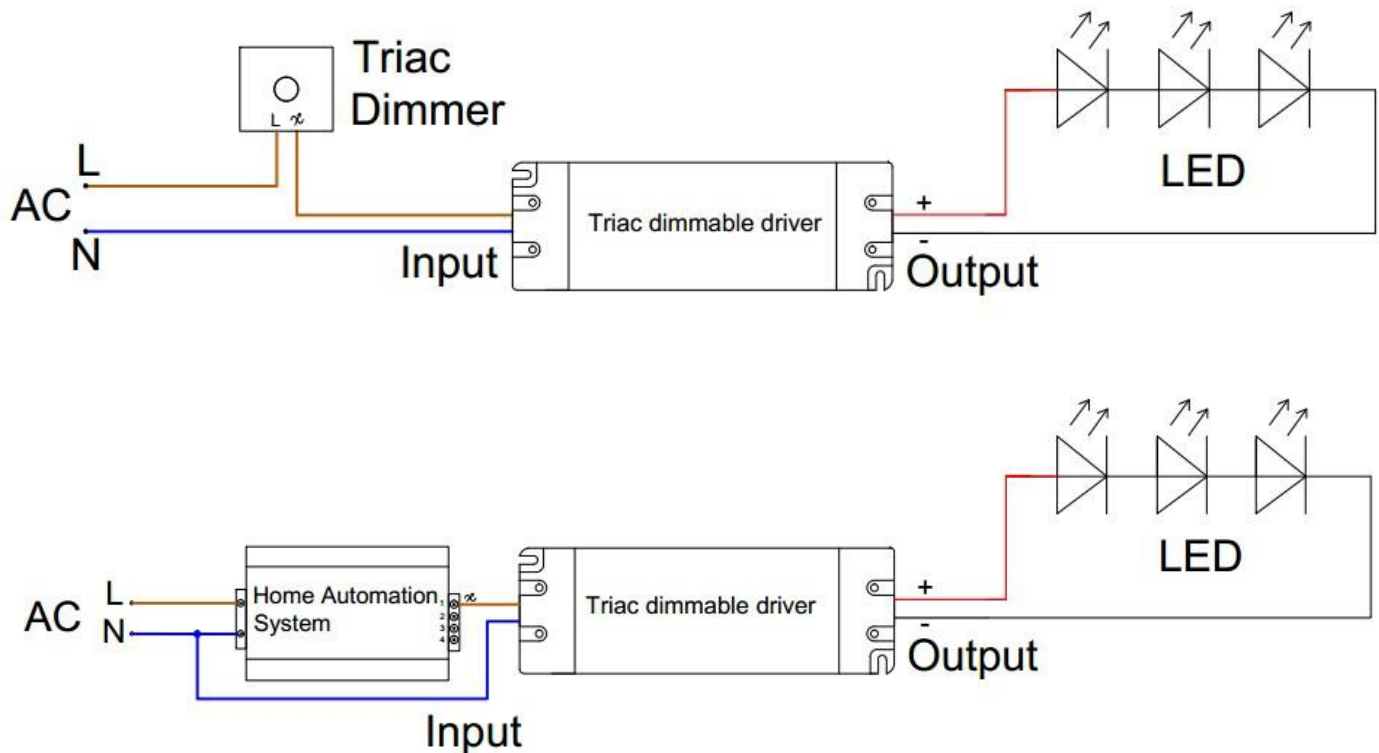


- ※ Input with DG126 terminals 3P: Live Wire AC (L), Neutral Wire AC(N)
- ※ Output LED SEC with DG126 terminals 2P: output Positive (LED+), output negative (LED-). Connected to LED Lamps.
- ※ Suggested wire diameter: Input 0.75-2mm²; Output:0.5-2mm².
- ※ Please make sure you connect these correctly otherwise your product will not function correctly and could be damaged.
- ※ Note: Any other requests we can customized.

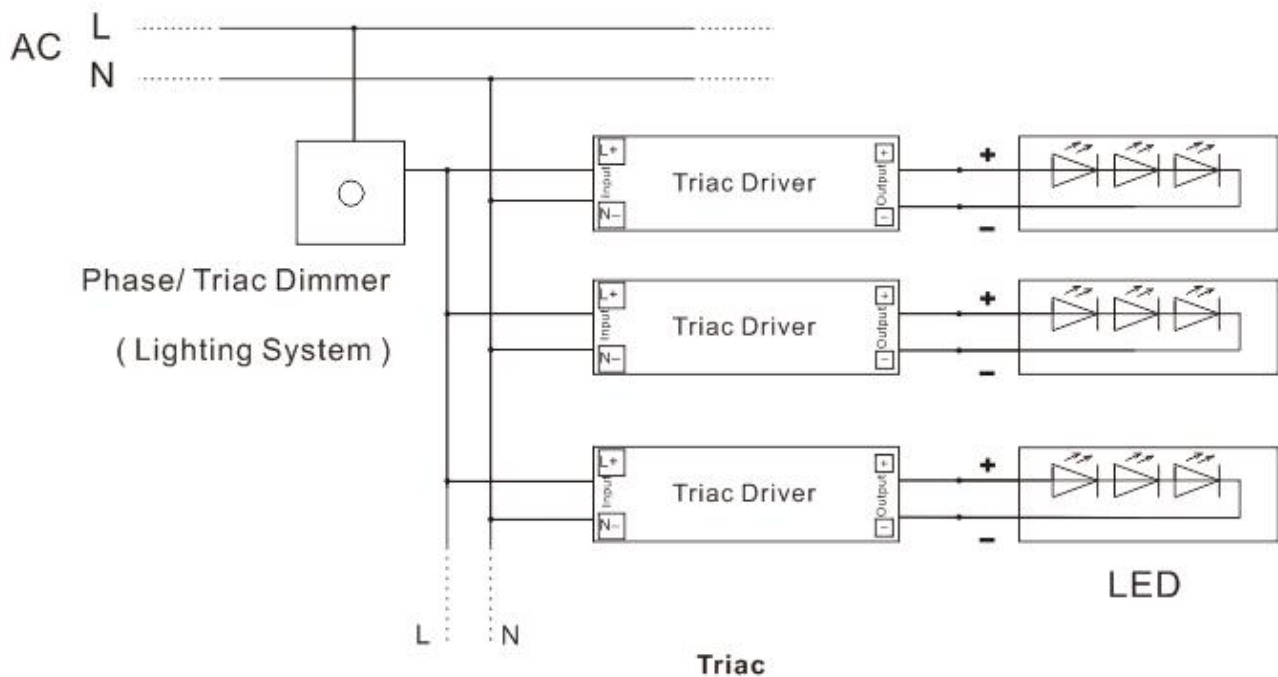
■ Dimming Operation

- ※ Output constant current level can be adjusted through input terminal of the AC phase line(L) by connection a Triac dimmer.
- ※ Usually matching with leading edge and trailing edge both.
- ※ please try to use the small power dimmer, have access to a wider dimming range, high-power dimmer is difficult to achieve the output current to zero
- ※ please try to use dimmers with power at least 2 times as the output power of the driver.

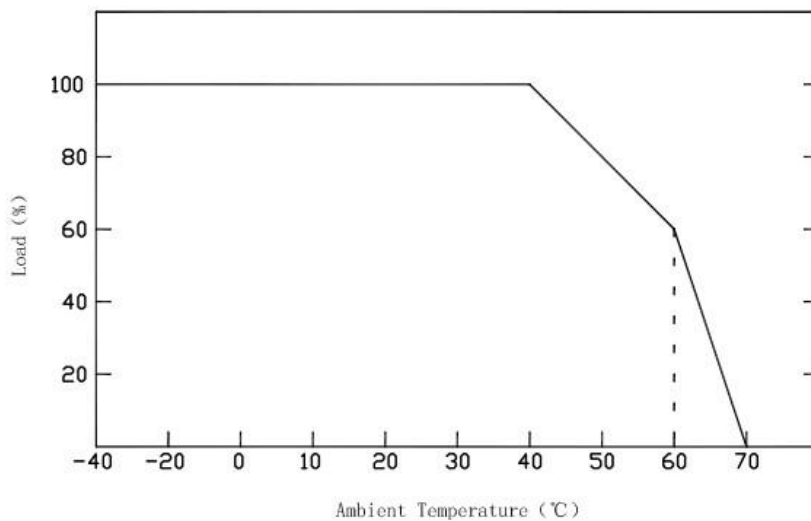
■ Connecting Diagram in Single (I)



■ Connecting Diagram Multiple (II)



■Derating Curve



※To extend their life, please refer to the Derating Curve and derate according to the temperature.

■Instruction:

- 1) This driver should be installed by qualified and professional person;
- 2) Please make sure the transformer is installed with adequate ventilation around it to allow for heat dissipation.
- 3) Ensure that wiring is correct before test in order to avoid light and power supply damage;
- 4) If driver cannot work normally, don't maintain privately;
- 5) Have any question, please contact Shengchang Electronics (SC POWER).

Any other question please feel free to contact ZHUHAI SHENGCHANG ELETRONICS CO.,LTD