


# 9-inch Square Slim Surface Mount - Tunable CCT

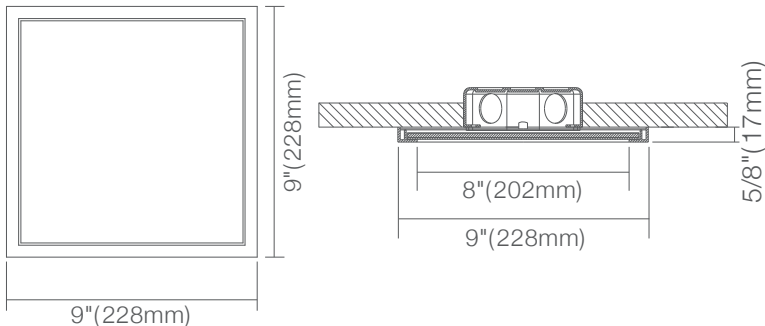


## Features

- Edge-lit technology, no glare or dark spots, instant-on
- This 5/8" thick luminaire is easy to install on standard J-boxes with a quick snap
- Construction: plastic with white translucent acrylic lens
- Dimming: TRIAC down to 10%
- I.C. rated for direct contact with insulation
- Suitable for WET LOCATION
- Rated for a long life - over 50,000 hours
- Field selectable 2700K, 3000K, 3500K, 4000K, 5000K



## DIMENSIONS



## INCLUDED IN BOX

- 9" Square Slim Surface
- Mounting bracket to J-Box
- Two J-box Screws
- Three Wire Nuts

## Accessories(sold sperately)

### Used For

#### 9inch-Square

ADS9ST-BK

ADS9ST-BN

ADS9ST-BZ



Square | Deep Bronze



Square | Brushed Nickel



Square | Black

### Mounting Bracket for Housing



ADS-9MB  
Mounting Bracket for 4" & 6" Housing

## SPECIFICATIONS

Model	ADS9S-Tunable-5CCTYY
Watts	18W
CRI	90Ra (80Ra Optional)
Color Temperature(K)	5-color field selectable CCT - 2700K, 3000K, 3500K, 4000K, 5000K
Light Ouput(lm)	1200lm
Default Driver Input	AC120V, 60Hz
Dimming	Triac Dimming
Power Factor	>0.9
Approved Location	Wet Location
Operating Temp.	(-4°F~104°F) -20~40°C
Beam Angle	120°

## PACKAGE

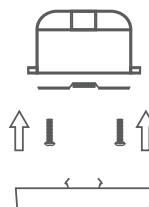
Weight.(g)	480g
Qty/CTN (pcs)	20pcs/CTN
Box Dimension	495*450*180.5mm
Gross Weight	10.8kg/CTN

Notes:

\* YY represents different color finish, WH for white; BN for brushed nickel; BK for Black; BZ for Bronze.  
Example: ADS9S-Tunable-5CCTWH

## Installation

### 4" J-Box



Accessories included:  
Attach mounting bracket to J-box  
Click downlight into mounting bracket



Mounting Bracket

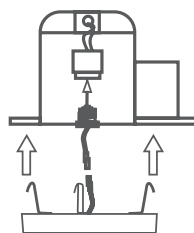


J-Box Screws



Wire Nuts

### 4" & 6" Housing



Accessories sold separately  
Connect E26 adapter to the LED adapter  
Insert mounting clips and push downlight up until flush with ceiling



E26 Adapter



Mounting Clips for 6"/7"/9"



Screw



LED Adapter