

**PRODUCT DESCRIPTION**

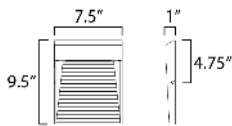
Precisely stacked beveled Clear glass symmetrically positioned in a linear design evokes images of grand city skylines. As the bevels reflect light from within, above, and below, each facet and Polished Chrome surface takes on new depths and hues that draw the eye and inspire the senses. The architectural pattern brings a modern edge to a classic 1980s style.

**MEASUREMENTS**



DIMENSION : 7.5" W x 9.5" H x 1" Ext  
 BACK PLATE : 7.5" W x 9.5" H x 4.75" HCO  
 HANGING WEIGHT : 2.16 lb

**LAMPING**

INPUT VOLTAGE : 120V  
 LUMENS : 2,000 Rated (820 Del.)  
 BULB : 1 x 20W LED AC Integrated , 20W Total  
 BULB INCLUDED : (Integrated)  
 DIMMABLE :  
 CRI : 90 CRI  
 COLOR\_TEMP : 3000K  
 LIGHTING\_DIRECTION : Down



**FINISHES OPTION**

-  Antique Bronze (ANB)
-  Black (BK)

**MATERIAL**

Aluminum, Glass

**RATINGS**

cETLus  
 Wet Location  
 ADA



**ADDITIONAL**

INSTALL UP/DOWN: Down  
 RATED LIFE 25000 Hours  
 OPERATING TEMPERATURE:  
 -20°C (-4°F), 40°C (104°F)

Always consult a qualified electrician before installing any lighting product.



WESTERN DISTRIBUTION CENTER (HEADQUARTER)  
 253 NORTH VINELAND AVE | CITY OF INDUSTRY, CA 91746  
 EASTERN DISTRIBUTION CENTER  
 101 GARDNER PARK | PEACHTREE CITY, GA 30269  
 P. 626.956.4200 | F. 626.956.4225 | maxlighting.com