



PRODUCT DESCRIPTION

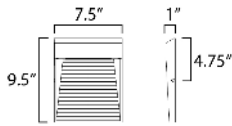
Precisely stacked beveled Clear glass symmetrically positioned in a linear design evokes images of grand city skylines. As the bevels reflect light from within, above, and below, each facet and Polished Chrome surface takes on new depths and hues that draw the eye and inspire the senses. The architectural pattern brings a modern edge to a classic 1980s style.

MEASUREMENTS



DIMENSION : 7.5" W x 9.5" H x 1" Ext
 BACK PLATE : 7.5" W x 9.5" H x 4.75" HCO
 HANGING WEIGHT : 2.16 lb

LAMPING

INPUT VOLTAGE : 120V
 LUMENS : 2,000 Rated (930 Del.)
 BULB : 1 x 20W LED AC Integrated , 20W Total
 BULB INCLUDED : (Integrated)
 DIMMABLE :
 CRI : 90 CRI
 COLOR_TEMP : 3000K
 LIGHTING_DIRECTION : Down



FINISHES OPTION

-  Antique Bronze (ANB)
-  Black (BK)

MATERIAL

Aluminum, Glass

RATINGS

cETLus
 Wet Location
 ADA



ADDITIONAL

INSTALL UP/DOWN: Down
 RATED LIFE 25000 Hours
 OPERATING TEMPERATURE:
 -20°C (-4°F), 40°C (104°F)

Always consult a qualified electrician before installing any lighting product.



WESTERN DISTRIBUTION CENTER (HEADQUARTER)
 253 NORTH VINELAND AVE | CITY OF INDUSTRY, CA 91746
 EASTERN DISTRIBUTION CENTER
 101 GARDNER PARK | PEACHTREE CITY, GA 30269
 P. 626.956.4200 | F. 626.956.4225 | maxlighting.com