



PRODUCT DESCRIPTION

An array of precise slits are stacked in two columns on rectangular shade forms of various sizes. Housed in a blocked out space is a recessed LED light source that casts a filigree that radiate onto the surface surrounding the sconce making a dazzling display from the simple geometrical frame. Available in Matte Black or Architectural Bronze, the LED is a neutral 3000K.



MEASUREMENTS

DIMENSION : 6.25" W x 18" H x 3.25" Ext
 BACK PLATE : 4.75" W x 4.75" H x 9" HCO
 HANGING WEIGHT : 3.8 lb

LAMPING

INPUT VOLTAGE : 120V
 LUMENS : 360 Rated (250 Del.)
 BULB : 2 x 12W LED AC Integrated , 24W Total
 BULB INCLUDED : (Integrated)
 DIMMABLE : Y
 CRI : 90 CRI
 COLOR_TEMP : 3000K
 LIGHTING_DIRECTION : Omni

FINISHES OPTION

-  Architectural Bronze (ABZ)
-  Black (BK)

MATERIAL

Aluminum

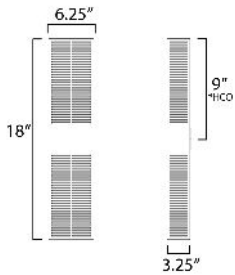
RATINGS

cETLus
 Wet Location
 ADA



ADDITIONAL

INSTALL UP/DOWN: Up/Down
 RATED LIFE 35000 Hours
 OPERATING TEMPERATURE:
 -20°C (-4°F), 40°C (104°F)



*1/8" height from center of outlet to the top of the fixture

Always consult a qualified electrician before installing any lighting product.



WESTERN DISTRIBUTION CENTER (HEADQUARTER)
 253 NORTH VINELAND AVE | CITY OF INDUSTRY, CA 91746
 EASTERN DISTRIBUTION CENTER
 101 GARDNER PARK | PEACHTREE CITY, GA 30269
 P. 626.956.4200 | F. 626.956.4225 | maxlighting.com