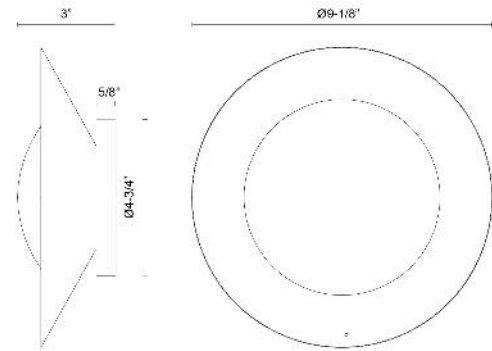


Cleo 9-in Wall Sconce

Model	Color Temperature	Wattage	Voltage	Total Lumens	Delivered Lumens	Dimmer Support (Optional, Not Included)
WS77909 WS77909-BG/OP WS77909-BK/OP WS77909-CH/OP	3000K	11W	120V	1050lm	380lm* (BG/OP) 370lm* (BK/OP) 425lm* (CH/OP)	ELV




Finish
 BG/OP - Brushed Gold/Opal Glass
 BK/OP - Black/Opal Glass
 CH/OP - Chrome/Opal Glass

The Cleo collection offers a timeless design with oversized opal diffusers framed by elegant circular disc shades. Available in a variety of striking finishes, Cleo blends simplicity and sophistication, making it easy to tailor to your space's unique style.


SPECIFICATION DETAILS

Fixture Dimensions	D9-1/8" x E3"
Canopy Dimensions	D4-3/4" x E5/8"
Location	Dry
Dimming Range	100% - 10%
Glass Details	Opal Glass
Illumination Direction	Front
Light Source/Life	LED (50,000 hours) 90CRI
Material	Steel, Glass
Mounting Direction	Ceiling and Wall all orientation
Height from Center	4-1/2"
Shade Details	Steel Shade
Compliance	ADA Certified: Yes ETL Certified: Yes CEC Title 24: Yes


FINISHES



Black/Opal Glass
(BK/OP)



Brushed Gold/Opal Glass
(BG/OP)



Chrome/Opal Glass
(CH/OP)

* For custom options, contact customer service.

* For warranty information, please visit www.kuzcolighting.com/warranty

WWW.KUZCOLIGHTING.COM

USA: 3035 E. LONE MOUNTAIN ROAD - LAS VEGAS, NV 89081

CANADA: 19054 28TH AVENUE - SURREY, BC V3Z 6M3