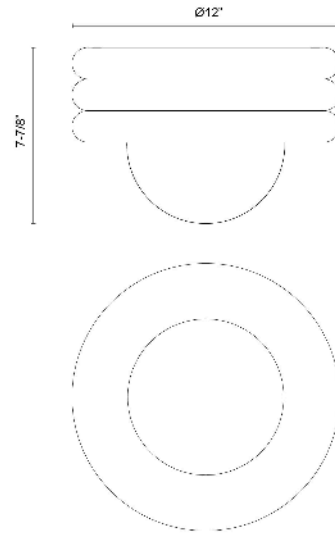


Harvey 12-in Semi-Flush Mount

Model	Bulbs (not included)	Wattage (or equivalent)
<b>SF426012</b> SF426012AW SF426012MB SF426012PW SF426012BG	1 x E26	60W




The Harvey lighting collection is a true standout! It features organically curved metal rings encircling a beautiful natural oval diffuser. The clean and minimalist design is so striking, it effortlessly makes a statement. It's a perfect blend of simplicity and artistry, adding a bold and eye-catching touch to any space.

**SPECIFICATION DETAILS**

Fixture Dimensions	D12" x H7-7/8"
Location	Dry
Glass Details	Opal Glass
Illumination Direction	Down
Light Source/Life	Socket
Material	Aluminum, Steel, Glass
Compliance	<b>UL Certified:</b> Yes

\* For custom options, contact customer service.  
 \* For warranty information, please visit [www.kuzcolighting.com/warranty](http://www.kuzcolighting.com/warranty)


**FINISHES**




Antique White (AW)



Brushed Gold (BG)



Matte Black (MB)



Pearl White (PW)

[WWW.KUZCOLIGHTING.COM](http://www.kuzcolighting.com)

USA: 3035 E. LONE MOUNTAIN ROAD - LAS VEGAS, NV 89081

CANADA: 19054 28TH AVENUE - SURREY, BC V3Z 6M3

© 2024 KUZCO LIGHTING. ALL RIGHTS RESERVED

20241210

Kuzco Lighting reserves the right to modify the design of our products at any time, as part of our ongoing commitment to continuous improvement.