





PRODUCT DESCRIPTION

Gracefully flowing molten glass panels with a uniquely organic aesthetic encircle rings of rich Darkened Bronze metal or hand-applied Gold Leaf. This refined interpretation of tiered glass pendants exudes warmth and elegance, effortlessly blending a moody ambiance with timeless contemporary charm.

FINISHES OPTION

-  Dark Bronze (DBZ)
-  Gold Leaf (GL)

GLASS

Artisan AG

MATERIAL

Steel, Glass

RATINGS

cETLus
Dry Location



ADDITIONAL

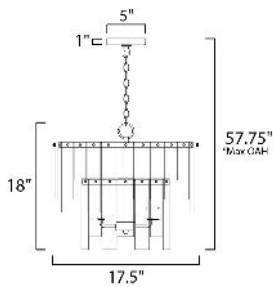
OPERATING TEMPERATURE:
-20°C (-4°F), 40°C (104°F)

MEASUREMENTS

- DIMENSION : 17.5" L x 17.5" W x 18" H
- MAX OAH : 56" OAH
- CANOPY : 5" W x 1" H x 5" L
- HANGING WEIGHT : 22 lb

LAMPING

- INPUT VOLTAGE : 120V
- BULB : 4 x 60W Incandescent E12 Candelabra , 240W Total
- BULB INCLUDED : (Not Included)
- DIMMABLE : Y



*max overall height

Always consult a qualified electrician before installing any lighting product.



WESTERN DISTRIBUTION CENTER (HEADQUARTER)
253 NORTH VINELAND AVE | CITY OF INDUSTRY, CA 91746

EASTERN DISTRIBUTION CENTER
101 GARDNER PARK | PEACHTREE CITY, GA 30269

P. 626.956.4200 | F. 626.956.4225 | maximlighting.com