

WR1 Wrap Fixture

35W | 4000K | 120-277V



Ideal for commercial and industrial applications
Can be surface or pendant mounted



One-Piece Frosted Lens
delivers low glare and even illumination

Heavy Duty Stamped
and Formed Rolled Steel Body
with white power coat finish



Surface or Pendant
Mount Ready



Compact 0-10V Dimmable
Driver with 120-277V Input

TECHNICAL DATA




LIGHT SPECIFICATIONS

Lumens	4,300 lm
Efficacy	122.85 lm/W
CCT	4000K
CRI	83.2
L70 Life	50,000 hrs
Warranty	5-year

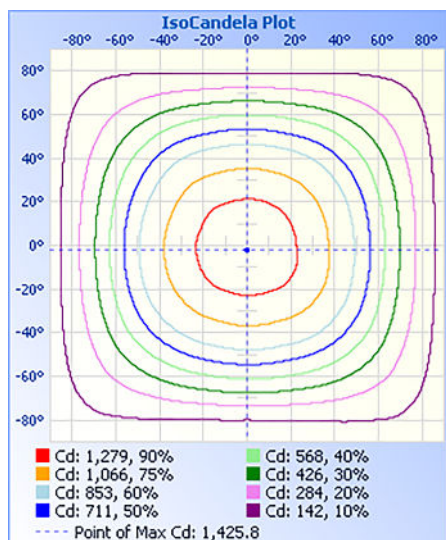
APPROVALS AND LISTINGS

cETL	5001780
DLC	PTTII70P

ILLUMINANCE AT A DISTANCE



ISOCANDELA PLOT



ELECTRICAL

Wattage	35W
Voltage	120-277V
Power Factor	>0.9
THD	8.99%
Operating Temp	-20 to 50°C

CONSTRUCTION

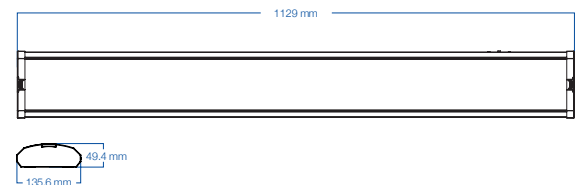
Housing	Steel
Mounting	Surface or Pendant
Finish	White
IP Rating	IP20
Product Dimensions	1129 x 135.6 x 49.3 mm
Net Weight	11.1 kg
Gross Weight	12.5 kg
Carton Qty	6
Carton Dimensions	1158 x 300 x 185 mm

ACCESSORIES (SOLD SEPARATELY)

Aircraft Cable	ST4-CABLE
----------------	-----------



DIMENSIONAL DRAWING



Western Canada Warehouse: 121-1647 Broadway Street, Port Coquitlam, BC V3C 6P8 | ordersbc@csc-led.com