

2'x 4' Premium Panel

30W, 40W, 50W Selectable | Colour Selectable | 120-347V

High performance, light-weight luminaires suitable for lay-in, surface or pendant mounting. Ideal for use in schools, health care applications, offices, retail spaces, and more

0-10V Dimming Lead on Both Sides of Driver Junction Box

Use Switches to Select Colour Temperature and Wattage




Non-yellowing Frosted Lens




Power Selectable
(30W / 40W / 50W)



Colour Selectable
(3000K / 3500K / 4000K)




120-347V, 0-10V Dimmable Driver



Less than 1.8" Deep
ideal for tight plenum areas

Seismic Clips Included



Waffle Stamping
increases heat dissipation and driver life



Junction Box (PLS-JB)
sold separately

Accessories (Sold Separately)



Suspension Kit
PLS-SUSKIT



Surface Mount Kit
PLS24-SK



Junction Box
PLS-JB



Recessed Frame Kit
PLS24-RFK

TECHNICAL DATA



LIGHT SPECIFICATIONS

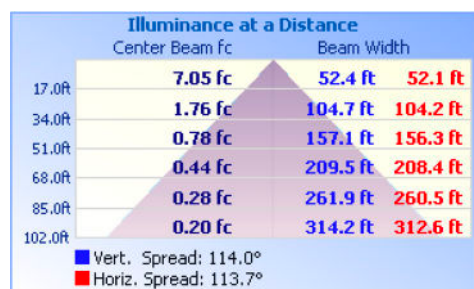
Lumens	6,250 lms @ 3000K
Efficacy	125 lm/W
CCT	Selectable (30K/35K/40K)
CRI	80
Dimmable	0-10V
Beam Angle	120°
L70 Life	50,000 hrs
Warranty	7-year

LUMEN OUTPUT			
	3000K	3500K	4000K
30W	3918 lm	4082 lm	4069 lm
40W	5060 lm	5289 lm	5227 lm
50W	6152 lm	6478 lm	6371 lm

APPROVALS AND LISTINGS

ETL	5000444
DLC Premium	S-D7YN9G

ILLUMINANCE AT A DISTANCE



ELECTRICAL

Wattage	Selectable (30W/40W/50W)
Voltage	120-347V
Power Factor	0.9
THD	6%
Operating Temp	-20 to 40°C

CONSTRUCTION

Housing	Metal
Lens Type	Frosted
Finish	White
IP Rating	IP20
Product Dimensions	23.75 x 47.72 x 1.67 in
Carton Qty	4

ACCESSORIES (SOLD SEPARATELY)

PLS24-SK	Surface Mount Kit
PLS24-RFK	Recessed Frame Kit
PLS-SUSKIT	Suspension Kit
PLS-JB	Junction Box

DIMENSIONAL DRAWINGS (IN)

