

InvisiLED® CCT

Color Temperature Selectable Tape

WAC

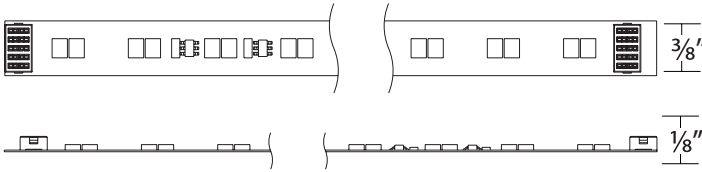


Fixture Type:

Catalog Number:

Project:

Location:



PRODUCT DESCRIPTION

Architectural grade white tape light that delivers precise color consistency and brightness throughout the strip. 5 CCTs selectable and best-in-lighting quality make it perfect for applications like bright coves or task lighting in dry or damp locations.

FEATURES

- May be cut and easily reconnected every 4 inches
- Select and choose desirable CCT with matching CCT selectable power supply
- InvisiCoat, a UV stabilized protective coating, protects LEDs and circuitry for long term use in Damp Locations
- Equal brightness for an entire light strip
- Strong adhesive bonding with the 3M adhesive VHB
- Gold plated connector protects from corrosion, heat, and ensures a reliable connection
- 100 ft max distance between the power supply and beginning of InvisiLED®
- Closet Rated options (T24-CS1 & T24-CS2)

SPECIFICATIONS

- Construction:** Flexible strip light
- Cutting Interval:** 4"
- Input:** 24VDC
- Lumens:** Up to 1000 lm/ft
- Max Run:** Refer to ordering table
- Dimming:** ELV, 0-10V
- CRI:** 95
- McAdams Steps:** 2
- Color Temp:** 2700K / 3000K / 3500K / 4000K / 5000K
- Rated Life:** 50,000 hours
- Operating Temp:** -4°F to 104°F (-20°C to 40°C)
- Standards:** UL & cUL listed, Damp Location listed, Title 24 Compliant

TAPE SELECTIONS

System	Max Run	Power	Length (in feet)			Color Temp	Finish			
T24-CS1 100+lm/ft	60 ft	1.2W/ft	01	05	10	20	60	2750	WT	White
T24-CS2 200+lm/ft	40 ft	2.4W/ft	01	05	10	20	40			
T24-CS3 300+lm/ft	30 ft	3.0W/ft	01	05	10	20	30			
T24-CS4 400+lm/ft	20 ft	4.6W/ft	01	05	10	20	N/A			
T24-CS6 600+lm/ft	15 ft	6.3W/ft	01	05	10	15	N/A			
T24-CS10 1000+ lm/ft	10ft	8.5W/ft	01	05	10	N/A	N/A			

Example: **T24-CS10-01-2750WT**

wacighting.com

Phone (800) 526.2588

Fax (800) 526.2585

Headquarters, East Manufacturing Facility

44 Harbor Park Drive

Port Washington, NY 11050

South East Manufacturing Facility

1600 Distribution Ct

Lithia Springs, GA 30122

Central Manufacturing Facility

1700 South J Elmer Freeway, Ste 100

Cedar Hill, TX 75104

West Manufacturing Facility












1750 S Archibald Ave

Ontario, CA 91761


INVISILED® CCT

Power Supplies and Accessories



	MODEL	Finish		
	T24-MM-WT	White	Tape to Tape Connector Connects tape sections	
	T24-TI-WT	White	Tape to Tape T Connector Connects tape sections	
	T24-XI-WT	White	Tape to Tape X Connector Connects power feed to tape section	
	T24-LI-WT	White	Tape to Tape L Connector Connects tape sections	
	T24-FF-WT	White	Joiner Cable Extender Connects joiner cable to joiner cable, female on both sides	
	T24-Y-WT T24-Y-BK	White Black	Flex Tape to Tape Y Connector Connects tape sections	
	T24-CT-CL1	Clear	Plastic Mounting Clip For installation on non-flat surfaces Include 10 pcs plastic mounting clips and 10 screws	
	T24-X-WT T24-X-BK	White Black	Flex Tape to Tape X Connector Connects tape sections	
	T24-IC-002 T24-IC-006 T24-IC-012 T24-IC-036 T24-IC-072 T24-IC-144 T24-IC-240	WT White BK Black	In Wall Rated Joiner Cable Connects tape sections, 2 male ends	2 in 6 in 1 ft 3 ft 6 ft 12 ft 20 ft Example: T24-IC-002-WT
	T24-EX3-072 T24-EX3-144 T24-EX3-240 T24-EX3-1200	WT White BK Black	In Wall Rated Extension Cable Extends distance between a hard wire power supply or a wiring box to a tape section	6 ft 12 ft 20 ft 100 ft Example: T24-EX3-072-WT
	IR-96-24VDC-CCT-WT IR-96-24VDC-CCT-BK	White Black	IR Sensor IR (Infrared sensor) switch works by turning the light on when it becomes unobstructed	

Power Supply

	MODEL	Input	Output	Dimming	
	PS-24DC-U60R-CS-SM PS-24DC-U96R-CS-SM	120V-277VAC	24VDC 60W 24VDC 96W	ELV / 0-10V	7 11/16" x 3 7/8" x 1 3/8" > 0.9 pf Overload and short circuit protection Includes 6ft lead wire with connector

wacighting.com

Phone (800) 526.2588

Fax (800) 526.2585

Headquarters, East Manufacturing Facility

44 Harbor Park Drive

Port Washington, NY 11050

South East Manufacturing Facility

1600 Distribution Ct

Lithia Springs, GA 30122

Central Manufacturing Facility

1700 South J Elmer Freeway, Ste 100

Cedar Hill, TX 75104

West Manufacturing Facility

1750 S Archibald Ave

Ontario, CA 91761

INVISILED® CCT

Indoor Aluminum Channels

WAC



Aluminum Channel
Additional End Caps

LED-T-CH 5 feet
LED-T-CH-EC 2 pcs

*Diffuses light from InvisILED® tape
Includes a diffuser, two end caps, and five screws*



Deep Aluminum Channel
Additional End Caps

LED-T-CH1 5 feet
LED-T-CH1-EC 2 pcs

*Eliminates visible hot spots
Includes a diffuser, two end caps, and five screws*



45° Angled Aluminum Channel
Additional End Caps

LED-T-CH2 5 feet
LED-T-CH2-EC 2 pcs

Includes a diffuser, two end caps, and five screws



Deep Aluminum Channel -
Flood 54° Beam Angle
Additional End Caps

LED-T-CH3-FL 5 feet
LED-T-CH1-EC 2 pcs

Eliminates visible hot spots / 54° beam angles



Deep Aluminum Channel -
Spot 9° Beam Angle.
Additional End Caps

LED-T-CH3-SP 5 feet
LED-T-CH1-EC 2 pcs

Eliminates visible hot spots / 9° beam angles



Deep Aluminum Channel -
Wide Flood 84° Beam Angle
Additional End Caps

LED-T-CH3-WF 5 feet
LED-T-CH1-EC 2 pcs

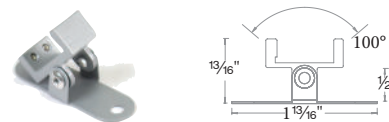
Eliminates visible hot spots / 84° beam angles



Fixed Angle Channel Clip

LED-T-CL3-PT

Includes 2 pieces, 4 screws. Use to mount Aluminum Channel.



Adjustable Channel Clip

LED-T-CL2-PT

Deep Aluminum Channel, 45° Angled Aluminum Channel

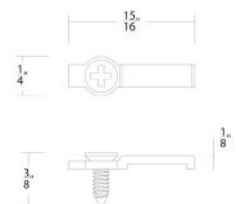
INDOOR MOUNTING ACCESSORIES



Aluminum Retrofit Channel

LED-T-RC 3 feet

Can be bent to create fixed curves or used as a glare shield



Plastic Mounting Clip

T24-CT-CL1

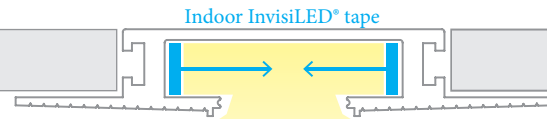
Clear

*For installation on non-flat surfaces
Includes: 10 pcs plastic mounting clips and
10 pcs screws*

INVISILED® CCT

Symmetrical Recessed Channel

WAC

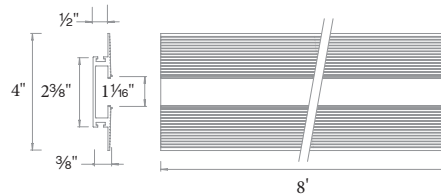


- Installs within $\frac{5}{8}$ " drywall depth
- Linear channel can be field cut
- Accommodates either one or two runs of InvisILED® indoor tape
- Includes a translucent white acrylic diffuser
- Dense foam insert to be removed in installation after spackling

8ft Linear Channel

LED-T-RCH1-WT

- Includes:* 1 diffuser
8 perforated metal sheets

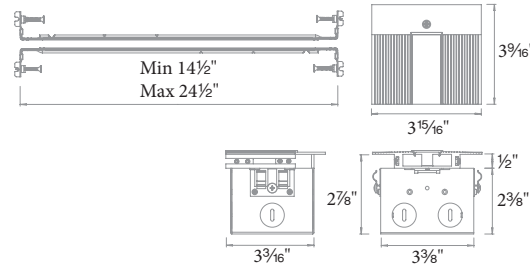


Power Feed

LED-T-RBOX1-WT

- The end cap may be placed on either side
Hanger bars may be installed on any side of the wiring box

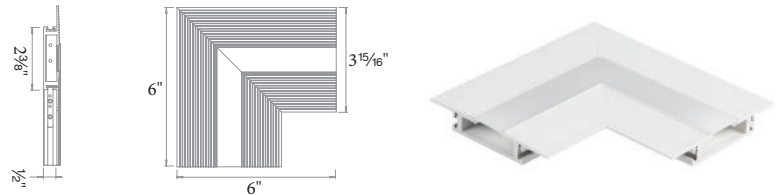
- Kit includes:* 1 wiring box
2 hanger bars
4 five-pin InvisILED® adapters
2 end caps
1 diffuser
2 channel connectors
1 counter sink drill bit
1 drill bit
1 installation tool



Lateral Corner

LED-T-CTC1-WT

- Includes:* Diffuser
2 channel connectors
2 perforated metal sheets

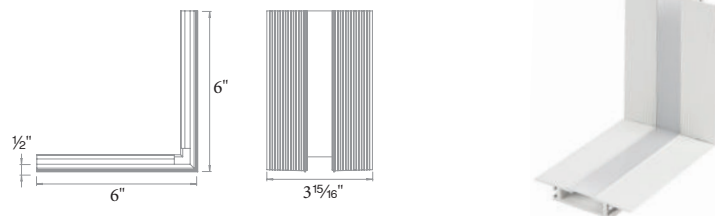


Perpendicular Corner

LED-T-WTC1-WT

- Transitions between walls or wall to ceiling

- Includes:* Diffuser
2 channel connectors
2 perforated metal sheets

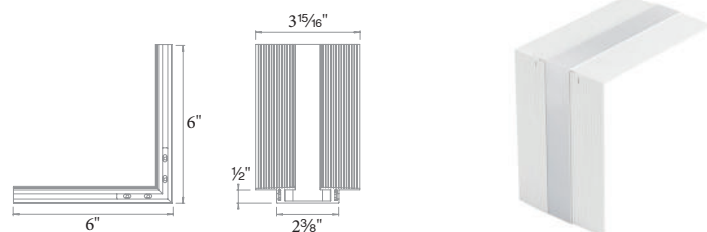


Outside Corner

LED-T-WTW1-WT

- Transitions around columns, bump outs, or soffits

- Includes:* Diffuser
2 channel connectors
2 perforated metal sheets



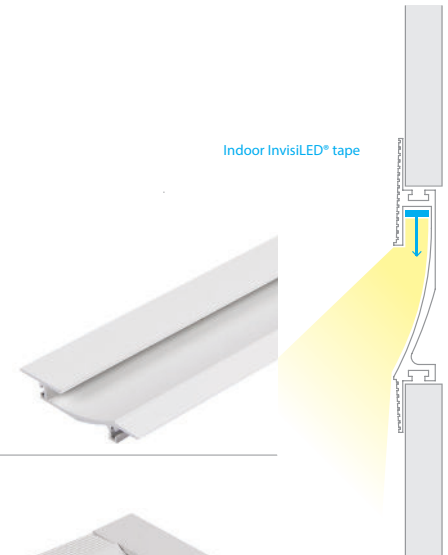
INVISILED® CCT

Asymmetrical Recessed Channel

WAC

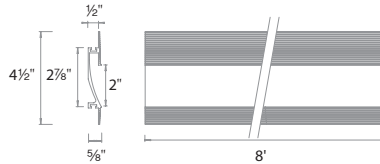


Installs within 5/8" drywall depth
 Linear channel can be field cut
 Accommodates one run of InvisILED® indoor tape
 Dense foam insert to be removed in installation after spackling
 Recommended installation within 15 inches of surface to be illuminated



8ft Linear Channel **LED-T-RCH2-WT**

Includes: 8 perforated metal sheets
 2 channel connectors

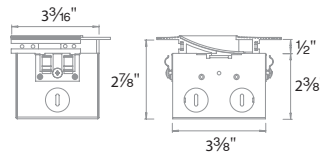



Power feed **LED-T-RBOX2-WT**

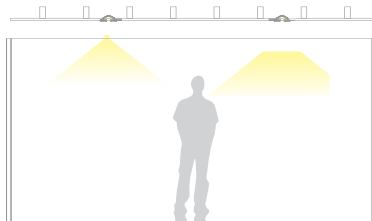
The end cap may be placed on either side
 Hanger bars may be installed on any side of the wiring box

Includes: 1 wiring box
 2 hanger bars
 2 five-pin InvisILED® adapters
 2 end caps (left and right)

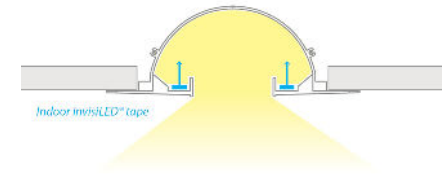
2 channel connectors
 1 counter sink bit
 1 drill bit



Indirect Recessed Channel

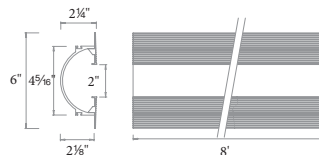


Linear channel can be field cut
 Accommodates up to four runs of InvisILED® indoor tape
 Dense foam insert to be removed in installation after spackling
 Allows option to use different color InvisILED® in one channel and switch them separately



8ft Linear Channel **LED-T-RCH3-WT**

Includes: 10 perforated metal sheets
 2 channel connectors



Power feed **LED-T-RBOX3-WT**

The end cap may be placed on either side
 Hanger bars may be installed on any side of the wiring box

Includes: 1 wiring box
 2 hanger bars
 4 five-pin InvisILED® adapters
 1 end cap

2 channel connectors
 1 counter sink drill bit
 1 drill bit

