

**EUROfase**  
HEATING




[EurofaseHeating.com](http://EurofaseHeating.com)

## Table

---

About Us	pg. 5
Why Infrared	pg. 7
Heaters	
1500W	pg. 8
4000W	pg. 10
5000W	pg. 12
6000W	pg. 14
Décor Plates	pg. 16
Custom	
Laser Cutting	pg. 18
Color	pg. 19
Mounting	
Flush Mount	pg. 20
Pole Mount	pg. 21
Controls	
Control Box	pg. 23
Timers/Dimmers	pg. 25
Switches	pg. 26
Lighting	pg. 28
Think Pad	pg. 30
Warranty	pg. 31





## Bring the warmth of inside *outside*

The right combination of functionality and aesthetics of an Eurofase Heating heater can transform any outdoor space into a welcoming and cozy area, providing you a lifestyle experience. Our heaters are exceptionally precise and versatile. Eurofase Heating makes it easy for you to stay warm while enjoying your outdoor experiences.





*Step Outside with Eurofase.*







“  
We are designers,  
entrepreneurs, strategists,  
and awkward dancers.  
”

Alyson Martin, Director of Marketing

### **Welcome to Eurofase Heating – the newest member of the Eurofase family!**

For the past 30 plus years, contractors, architects, and designers have relied on Eurofase as their go-to brand for providing a diverse selection of high-quality, innovative products for both residential and commercial applications. Known for our aesthetic appeal, stellar performance, and long-lasting quality, the introduction of Eurofase Heating has expanded our reach to now include patio heaters.

As a natural extension to Eurofase, Eurofase Heating is the perfect addition to complete every outdoor space. We invite you to learn more about Eurofase Heating products in this catalog, or by visiting us online.

### **Eurofase Heating – Step Outside with Eurofase**



# Where meet outdoor living.

**At Eurofase Heating, we pride ourselves on developing products that meet the highest quality and safety standards while at the same time keeping our eyes on the latest architectural trends to ensure that our products bring added function and form to your space.**

Imagine investing in patio furniture, a BBQ grill, or any other expensive outdoor furnishings but not being able to enjoy your space all year round because of weather constraints. Forced air heating systems can be ineffective in outdoor spaces, which may lead you to use structures such as fire pits. Although beautiful, its inability to heat large spaces or have ease of control may create more strife than pleasure.

What is the you may ask?

Step Outside with Eurofase





# At Eurofase Heating, we choose

Infrared heaters produce a clean, and safe ray of light that only affects the objects, warming it but not the air around it. This creates an instant sensation of warmth. Heat produced by infrared is evenly distributed without interference from surrounding elements such as drafty or windy conditions.

## F E A T U R E S

Instant Heat

No Greenhouse Gases

Silent Operation


Indoor/Outdoor

No Ventilation Required

Low Maintenance




Eurofase Heating has an ideal approach to keep you warm. Infrared heaters instantly distribute heat evenly without having to worry about ventilation requirements or wind conditions. These silent heaters enable you to enjoy quality time with friends and family indoor or outdoor. Eurofase Heating helps create a safe and sustainable space for yourself and your loved ones!




# 1500W

## 39" ELECTRIC SINGLE QUARTZ ELEMENT HEATER



Stainless Steel




Black

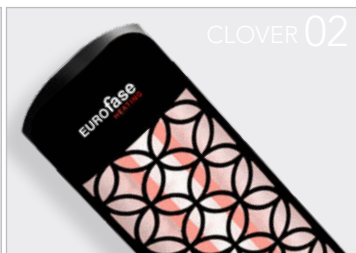


\*1500W heaters can be hardwired by a licensed electrician or utilize a 3-prong power cord sold separately.

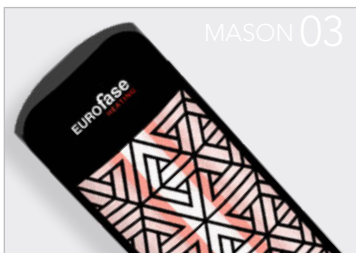
### DÉCOR PLATES



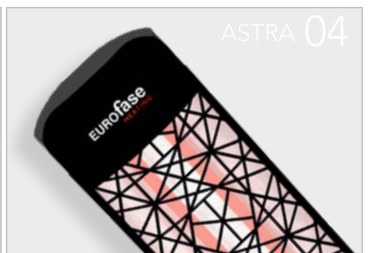
Color Options



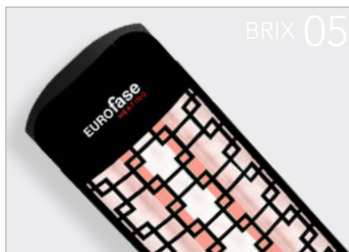
Color Options



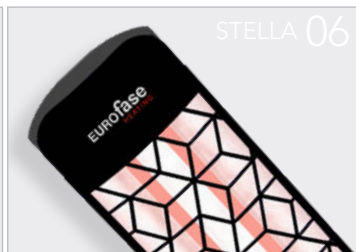
Color Options



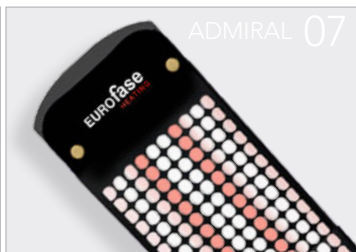
Color Options



Color Options



Color Options



Color Options

Step Outside with Eurofase





# Heat Coverage Area: **5'x6'** (30 sq.ft.)

## Wall & Ceiling Mount

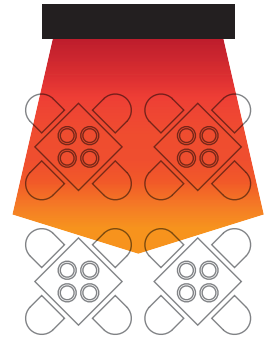
A variety of mounting options are available including ceiling, wall and flush mount.



Eurofase Heating heaters will fit any application with minimal clearance required.



Mounting Height: **6'-8'**  
Mounting Angle: **30°/45°**



### A REFERENCE GUIDE TO YOUR CONFIGURATION


#### EXAMPLE OF AN ORDERING CODE:

1500W + 120V + BLACK FINISH + DECOR PLATE #04 COMBO = EF15120B4

SERIES	CODE	VOLTAGE	CODE	FINISH	CODE	DECOR PLATE
1500W	EF15	120V	120	STAINLESS STEEL	S	1
				BLACK	B	2
						3
						4
						5
						6
						7

# 4000W

## 39" ELECTRIC DUAL QUARTZ ELEMENT HEATER



Stainless Steel




Black

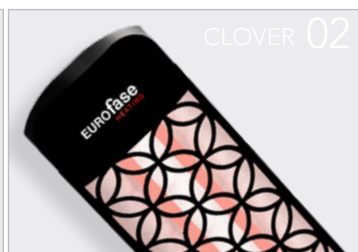


White


### DÉCOR PLATES



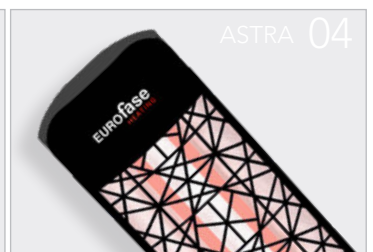
Color Options




Color Options



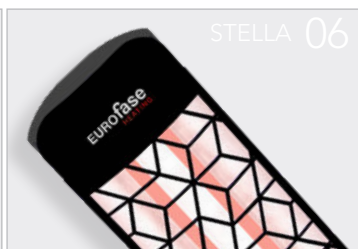
Color Options




Color Options



Color Options



Color Options



Color Options

Step Outside with Eurofase





# Heat Coverage Area: **8'x10'** (80 sq.ft.)

## Wall & Ceiling Mount


A variety of mounting options are available including ceiling, wall and flush-mount.



Mounting Height: **8'-12'**  
Mounting Angle: **30°/45°**



Eurofase Heating heaters will fit any application with minimal clearance required.



### A REFERENCE GUIDE TO YOUR CONFIGURATION


#### EXAMPLE OF AN ORDERING CODE:

4000W + 208V + BLACK FINISH + DECOR PLATE #02 COMBO = EF40208B2


SERIES	CODE	VOLTAGE	CODE	FINISH	CODE	DECOR PLATE
4000W	EF40	208V	208	STAINLESS STEEL	S	1
5000W	EF50	240V	240	BLACK	B	2
6000W	EF60	277V	277	WHITE	W	3
		480V	480			4
						5
						6
						7

# 5000W

## 39" ELECTRIC DUAL QUARTZ ELEMENT HEATER



Stainless Steel




Black

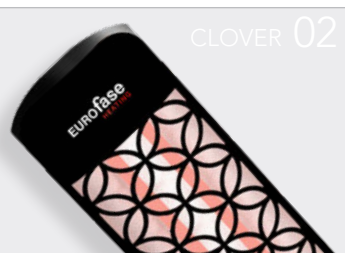


White


### DÉCOR PLATES



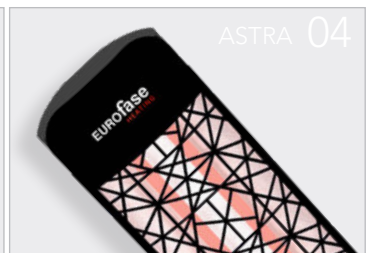
Color Options



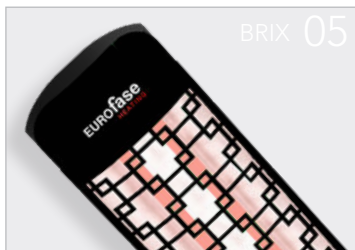
Color Options



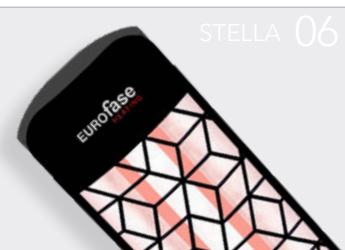
Color Options




Color Options



Color Options



Color Options



Color Options

Step Outside with Eurofase



# Heat Coverage Area: **9'x10'** (90 sq.ft.)

## Wall & Ceiling Mount

A variety of mounting options are available including ceiling, wall and flush mount.



Eurofase Heating heaters will fit any application with minimal clearance required.



Mounting Height: **8'-12'**  
Mounting Angle: **30°/45°**



### A REFERENCE GUIDE TO YOUR CONFIGURATION


#### EXAMPLE OF AN ORDERING CODE:

5000W + 277V + STAINLESS STEEL FINISH + DECOR PLATE #01 COMBO = EF50277S1

SERIES	CODE	VOLTAGE	CODE	FINISH	CODE	DECOR PLATE
4000W	EF40	208V	208	STAINLESS STEEL	S	1
5000W	EF50	240V	240	BLACK	B	2
6000W	EF60	277V	277	WHITE	W	3
		480V	480			4
						5
						6
						7

# 6000W

## 61" ELECTRIC DUAL QUARTZ ELEMENT HEATER



Stainless Steel




Black

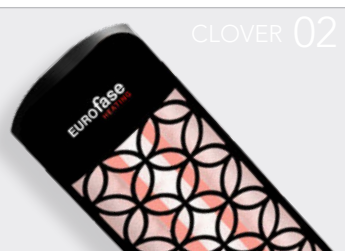


White

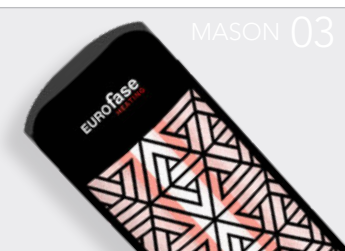
### DÉCOR PLATES




Color Options




Color Options



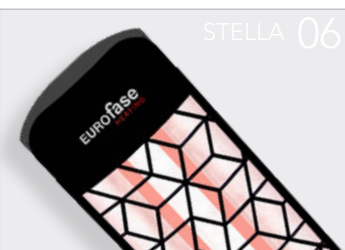
Color Options




Color Options



Color Options



Color Options



Color Options

Step Outside with Eurofase



# Heat Coverage Area: **11'x11'** (121 sq.ft.)

## Wall & Ceiling Mount

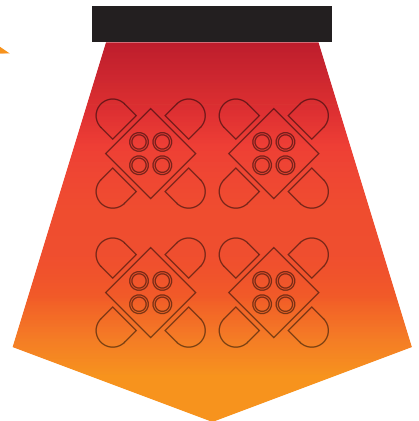
A variety of mounting options are available including ceiling, wall and flush mount.



Eurofase Heating heaters will fit any application with minimal clearance required.



Mounting Height: **8'-12'**  
Mounting Angle: **30°/45°**



### A REFERENCE GUIDE TO YOUR CONFIGURATION

#### EXAMPLE OF AN ORDERING CODE:

6000W + 480V + WHITE FINISH + DECOR PLATE #02 COMBO = EF60480W2

SERIES	CODE	VOLTAGE	CODE	FINISH	CODE	DECOR PLATE
4000W	EF40	208V	208	STAINLESS STEEL	S	1
5000W	EF50	240V	240	BLACK	B	2
6000W	EF60	277V	277	WHITE	W	3
		480V	480			4
						5
						6
						7

- Black
- White
- Stainless Steel
- Any RAL color

\*Any RAL color available for most décor plates.  
Refer to page 19.



- 39"** ● EF39DCS2 ● EF39DCB2 ○ EF39DCW2  
**61"** ● EF61DCS2 ● EF61DCB2 ○ EF61DCW2



- 39"** ● EF39DCS3 ● EF39DCB3 ○ EF39DCW3  
**61"** ● EF61DCS3 ● EF61DCB3 ○ EF61DCW3



- 39"** ● EF39DCS1 ● EF39DCB1 ○ EF39DCW1  
**61"** ● EF61DCS1 ● EF61DCB1 ○ EF61DCW1



- 39"** ● EF39DCS4 ● EF39DCB4 ○ EF39DCW4  
**61"** ● EF61DCS4 ● EF61DCB4 ○ EF61DCW4

\*Note that Décor plates should not be used with the flush mount kit.

BRIX 05




- 39" ● EF39DCS5 ● EF39DCB5 ○ EF39DCW5  
61" ● EF61DCS5 ● EF61DCB5 ○ EF61DCW5

STELLA 06



- 39" ● EF39DCS6 ● EF39DCB6 ○ EF39DCW6  
61" ● EF61DCS6 ● EF61DCB6 ○ EF61DCW6

ADMIRAL 07



- 39" ● EF39DCB7  
61" ● EF61DCB7







# We do *custom*

At Eurofase Heating, we aim to provide you with purposeful products that will add more value to your space, expanding your range outdoors.

We not only want to provide you with a heater that fits in your space, but we also want to make sure it belongs there. Eurofase's team can help you customize the heater décor plates with our metal laser cutting capabilities that can produce special shapes and letterings to spark your uniqueness.

Eurofase Heating takes pride in our designs and stands at the forefront of innovation, passion, providing our customers with exactly what they need.



\*Customization is subject to approval



# It's up to *hue!*

Our customization abilities do not end at metal laser cutting of décor plates. With our resources, we can accommodate a large assortment of custom colors to visually enhance your space based on your needs.

From the design concept to product engineering, Eurofase Heating can manufacture and produce your custom design.

Get in touch with one of our dealers to get your Eurofase Heating Heater customized.



**AAMA 2603**


**5 Years Southern  
Florida Sun Rating.**

Powder Coat finishes  
are super high durable  
for exterior coating  
protection.






The flush mount option from Eurofase Heating is a fan favorite for interior designers, architects and engineers for a seamless and stylish look for any space.



Convert any of our heaters into a recessed heater for the added architectural appeal and minimalistic look!



FINISH	1500W, 4000W & 5000W	6000W
--------	----------------------	-------

- Stainless Steel**
- Black**
- White**

\*Note that décor plates should not be used with the flush mount kit.

As one of the leading manufactures of infrared heaters, Eurofase Heating continues to innovate and bring solutions to the industry. Available in multiple lengths, our 4-wire high temperature whip is resistant to rust, cracks and heat damage.

ITEM NO.	DESCRIPTION
----------	-------------

- EFHTW10
- EFHTW15
- EFHTW20
- EFHTW30
- EFHTW40
- EFHTW50
- EFHTW75






The pole mount option from Eurofase Heating is an excellent way to direct heat when wall or ceiling mounting is not an option. Standing 8' high, Eurofase Heating offers a single and double mount that can be angled to 0°/15°/30°/45°/60° degrees to ensure you get the perfect angle.

ITEM NO.	DESCRIPTION
EF3908PMW	
EF3908PMB	
EF6108PMW	
EF6108PMB	
EF3908PMDW	
EF3908PMDB	
EF6108PMDW	
EF6108PMDB	

\*Custom sizes available. Please contact us to know more.



8' Single Pole Mount for 61" heater, Black  
#EF6108PMB



8' Double Pole Mount for 39" heater, White  
#EF3908PMDW

# Take control of your outdoor living



The Universal Relay Control Box by Eurofase Heating makes managing your comfort zone easier. It helps control multiple heaters and furthermore creates varied heat zones throughout your space. This control box is a highly recommended addition for residential and commercial spaces. Modify each area with precise temperature conditions easily and all in one place.



From timers and dimmers to a combination of both, Eurofase Heating's control box is a great addition to any heating project. With endless possibilities, it only makes sense to have the proper tools to control and regulate these functions for a streamlined experience.

Item No.	Description
EFURCB24M1	Universal Control Box, 120V-240V Multi Input, 1 Zone
EFURCB24M2	Universal Control Box, 120V-240V Multi Input, 2 Zone
EFURCB24M3	Universal Control Box, 120V-240V Multi Input, 3 Zone
EFURCB24M4	Universal Control Box, 120V-240V Multi Input, 4 Zone
EFURCB48M1	Universal Control Box, 277V-480V Multi Input, 1 Zone
EFURCB48M2	Universal Control Box, 277V-480V Multi Input, 2 Zone
EFURCB48M3	Universal Control Box, 277V-480V Multi Input, 3 Zone
EFURCB48M4	Universal Control Box, 277V-480V Multi Input, 4 Zone

3-year warranty

Made in Canada

ETL listed / certified through rigorous testing

NEMA 4 rated to withstand indoor / outdoor installations

0-100% dimming capabilities

Control multiple heaters and create zoning

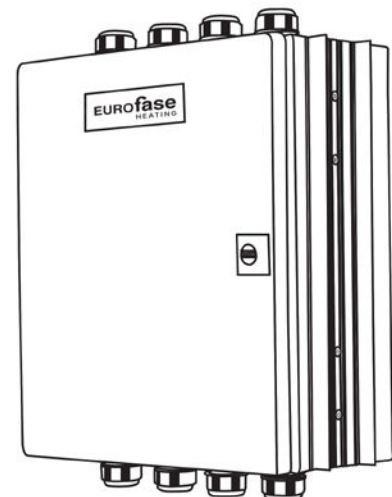
Compatible with:

 LUTRON.

 CRESTRON

Control4

- › Smart Dimmers
- › Any 0-10V dimming controller
- › Any on/off switch





# How does it

Our Universal Relay Control Box is available to QuickShip in 1, 2, 3, or 4 zone configurations. For custom configurations please contact us to discuss your project's needs.

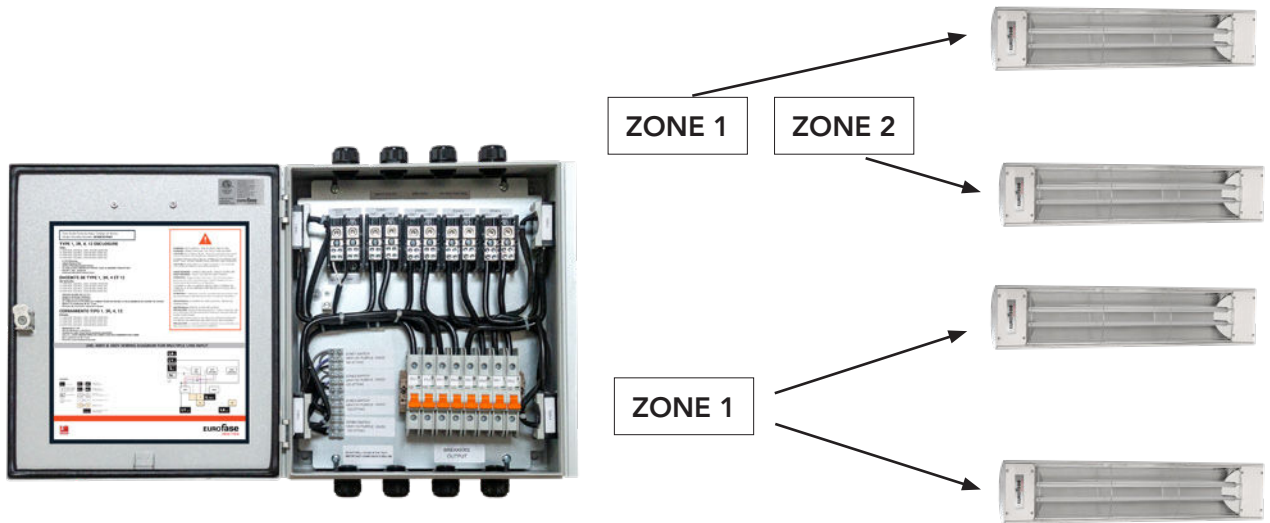
Our control box can be ordered in 120V-240V and 277V-480V. It is important that the voltage of your heater(s) align with the voltage of the control box. Wattages do not need to match, however the total combined amperage per zone(s)

## MAX NUMBER OF HEATERS PER ZONE BY WATTAGE AND VOLTAGE

	208V*	240V	277V*	480V*
4000W	2	2	3	5
5000W	2	2	2	4
6000W	1	2	2	4

\* Load calculation may change on a 3-phase system feed.

Heaters that are combined in zones will be controlled together. This means if you have (2x) 6000W heaters and you want to control them together, you can use a one-zone box. To control individual heaters, you would need a box that contains multiple zones.



The control box is pre-built to integrate with most smart systems such as Lutron, Crestron, Control4 and Smart Switches.





TIMER  
(ONLY)



SKU#:

DIMMER  
(ONLY)



SKU#:

TIMER WITH DIMMER  
(COMBINATIONS UP TO 1 TIMER + 4 DIMMERS)



SKU#:



SKU#:



SKU#:



SKU#:

## Eurofase Heating



EFSSPS1



EFSSPW2

A single paddle switch allows you to control your single-element heater on and off. This product is available in white and stainless steel for indoor or protected outdoor use.

\*Both switches available in stainless steel and white

---



EFSWPS



EFDWPW

A single duplex switch allows you to control both elements of your dual-element heater and optimize the heat that it emits. If you have two heaters installed, a dual duplex will help you control both of the heaters and their elements separately. They are ideal in indoor settings or protected outdoor areas.

\*Both switches available in stainless steel and white

---



EFSWWPS



EFDWWPW

Our single and dual duplex switches are available with weatherproof outdoor covers, allowing you to control your heaters, and keep your switches clean and safe from the outdoor environment. This convenient addition is suitable for recessed applications to accommodate your desired outdoor aesthetic and functional requirements.

\*Both switches available in stainless steel and white

---



EFSOWPS




EFDOWPW

Our single and dual duplex switches are available with weatherproof outdoor covers, allowing you to control your heaters and keep your switches clean and safe from the outdoor elements. This convenient addition is suitable for surface mount applications to accommodate your desired outdoor aesthetic and functional requirements.

\*Both switches available in stainless steel and white



Single Paddle Switch					
EFSSPS1 (STAINLESS STEEL) EFSSPW1 (WHITE)		IN-WALL		✓	✗
EFSSPS2 (STAINLESS STEEL) EFSSPW2 (WHITE)		IN-WALL		✓	✓
EFSSPS3 (STAINLESS STEEL) EFSSPW3 (WHITE)		IN-WALL		✓	✗
EFSSPS4 (STAINLESS STEEL) EFSSPW4 (WHITE)		IN-WALL		✓	✓
Duplex/Stacked Switch					
EFSWPS (STAINLESS STEEL) EFSWPW (WHITE)		IN-WALL		✓	✓
EFDWPS (STAINLESS STEEL) EFDWPW (WHITE)		IN-WALL		✓	✓
Weatherproof Recessed Switch					
EFSWWPS (STAINLESS STEEL) EFSWWPW (WHITE)		IN-WALL		✓	✓
EFDWWPS (STAINLESS STEEL) EFDWWPW (WHITE)		IN-WALL		✓	✓
Weatherproof Surface Mount Switch					
EFSOWPS (STAINLESS STEEL) EFSOWPW (WHITE)		SURFACE MOUNT		✓	✓
EFDOWPS (STAINLESS STEEL) EFDOWPW (WHITE)		SURFACE MOUNT		✓	✓



Inspired by Eurofase's Admiral's metal rivet accents & filigreed metal design



Detailed metal rivet accents & filigreed metal design completes the aesthetics of the Admiral

## Did you know that some of the Eurofase Heating heater décor plate designs are inspired by Eurofase's lighting fixtures?

For smooth integration and a harmonious design of your space, combine our lighting and heater lines to stay warm and toasty outside, while staying in style.





## Admiral

LED bands of integrated light beam through intricate filigreed metalwork that acts as a unique way to diffuse light. An inviting warmth radiates from this successful collection, spawning a further expansion of this family with outdoor pieces. Matte black, rich brass, and decorative gold rivets are paired beautifully in contrast with the dark perforated lens.

**A** **ADMIRAL 31" LED Wall Sconce**  
 42711-018  
 W: 5.25" | H: 31" | EXT: 3.75"  
 60W LED  
 3000K  
 780 Delivered Lumens  
 Dimmable  
 Wet Rating


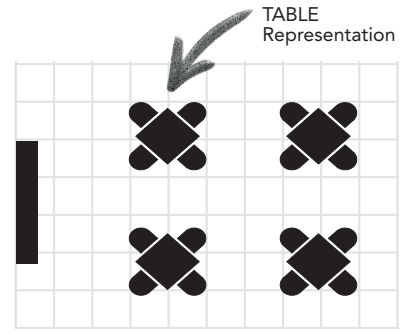
**B** **ADMIRAL 61" Electric Dual Quartz Element Heater, Black**  
 EF60240B7  
 W: 61.26" | H: 8.17" | EXT: 6.36"  
 6000W  
 240V



Eurofase Heating



39"  
HEATER  
Representation



One block = 1' 39"  61" 

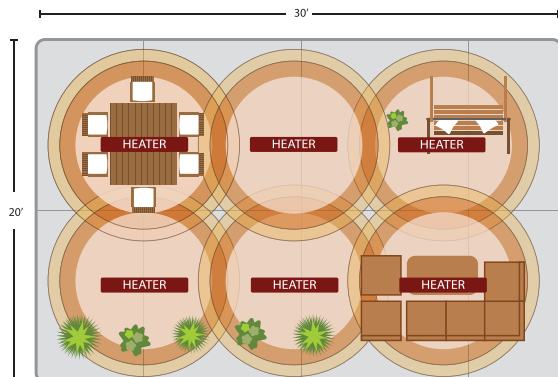
# Our *promise* to you

We are incredibly proud of our quality and craftsmanship and offer an industry-leading warranty on all our products. If your Eurofase Heating products ever disappoint, simply give us a shout and we will repair or replace our products within 3 years from the date of purchase.



## Example: Heating a Patio for Full Coverage

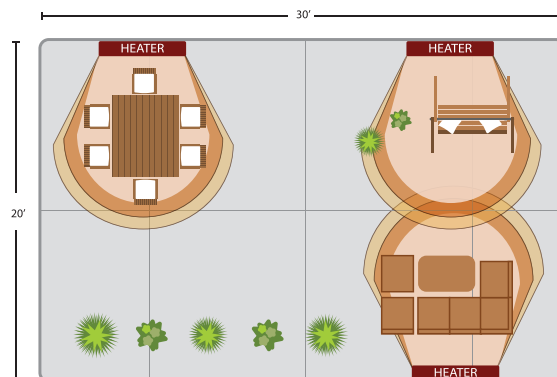
- 30' x 20' outdoor space
- 10' mounting height
- Flat ceiling, looking to recess unit
- Full coverage



Recommendation: (6) 6k watt units with recessed frames,  
(3) dual duplex switches, slight overheat.

## Example: Heating a Patio for Spot Coverage

- 30' x 20' outdoor space
- 10' mounting height
- Looking to wall mount unit
- Specific seating and dining area heat coverage



Recommendation: (3) 6k watt units, (3) single switches.

**EUROfase**  
HEATING

[info@EurofaseHeating.com](mailto:info@EurofaseHeating.com)  
**1-800-660-5391**

T. 905.695.2055  
F. 905.695.2056

33 West Beaver Creek,  
Richmond Hill, ON L4B 1L8