

# HINKLEY

## LANDSCAPE LIGHTING



### Instructions for 0150BK Transformer

This 150w 12vac transformer is supplied with a Photo sensor and rotary timer that are approved for use with all Hinkley garden lights.

1. Plug the 120v Line Cord into a 120vac grounded outlet.
2. To adjust the timer control, please see fig 4.

You can choose **OFF, ON, AUTO, 4H, 6H or 8H.**

**OFF:** Power off, fixtures will not light.

**ON:** Power on, fixtures on all the time.

**AUTO:** Fixtures will come on and go off at sun up / sun down.

**4H:** Fixtures will come on at sundown and after **4 hours** it will turn off.

**6H:** Fixtures will come on at sundown and after **6 hours** it will turn off.

**8H:** Fixtures will come on at sundown and after **8 hours** it will turn off.

In all timed instances above the fixtures will not come back on until the sun comes up and goes down again.

3. If fixtures do not come on, check to make sure the circuit breaker is not tripped.
4. In case of overload or short-circuit the circuit breaker will trip. When this happens depress the circuit breaker button to reset the transformer.
5. Total fixture wattage may not exceed 150va.

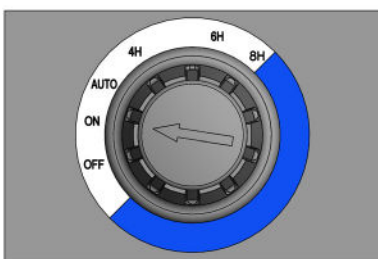
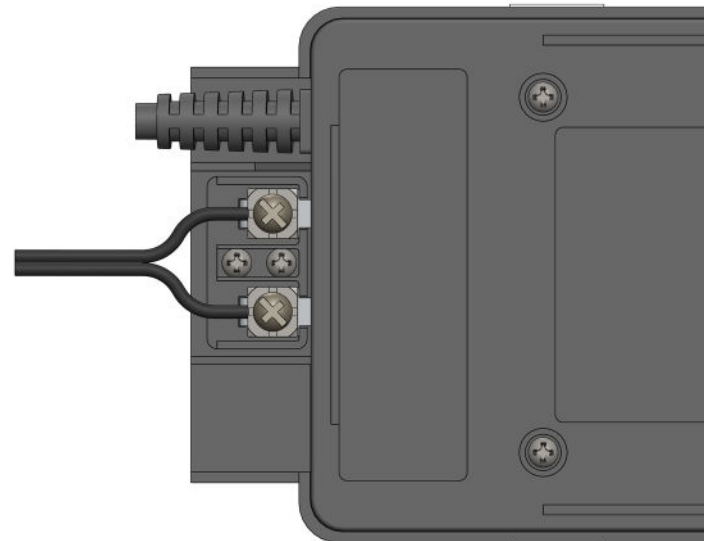
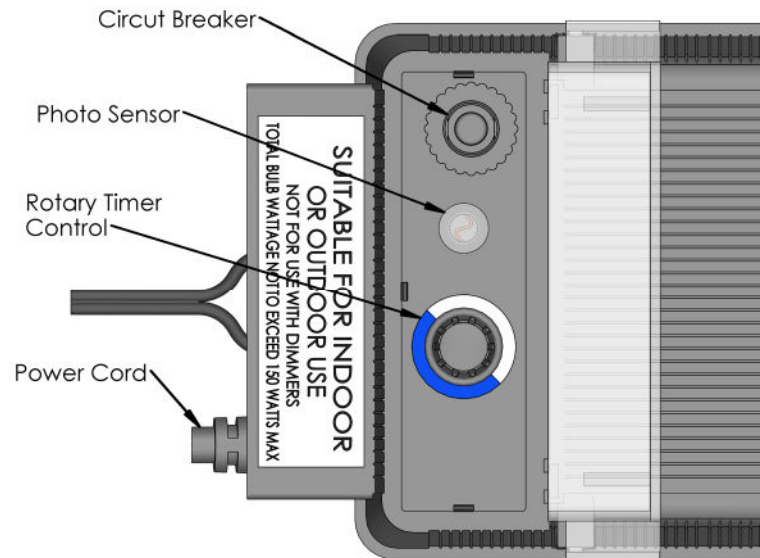



Fig. 4 Timer Control