




**SPECIFICATIONS**

Certifications/Qualifications	
	<a href="http://www.kichler.com/warranty">www.kichler.com/warranty</a>
Dimensions	
Base Backplate	5" DIA
Extension	4.00"
Weight	2.25 LBS
Height from center of Wall opening (Spec Sheet)	5.00"
Height	9.75"
Width	5.00"
Electrical	
Input Voltage	120.00V
Light Source	
Dimmable	Yes
Dimmable Notes	Dimmable when used with dimmer switch (sold separately); when using LED bulbs, see bulb manufacturer dimming specifications.
Lamp Included	Not Included
Lamp Type	A; G25
Light Source	Bulb
Max or Nominal Watt	60.00
# of Bulbs/LED Modules	2
Socket Type	E26 (Medium)

Mounting/Installation	
Connector	Yes
Install Glass Up or Down	Yes
Interior/Exterior	INTERIOR
Lead Wire Length	6"
Location Rating	Damp
Mounting Weight	2.25 LBS
Mount Vertical Or Horizontal	Yes
Wire Connectors	Wire Nuts

**FIXTURE ATTRIBUTES**

Housing	
Primary Material	Steel
Product/Ordering Information	
SKU	55159NI
Finish	Brushed Nickel
Style	Contemporary
UPC	783927034319.0

Finish Options	
	Brushed Nickel
	Champagne Bronze
	Polished Nickel



**ALSO IN THIS FAMILY**

