

**SPECIFICATIONS**

**Certifications/Qualifications**

Class 2	n/a <a href="http://www.kichler.com/warranty">www.kichler.com/warranty</a>
---------	---

**Dimensions**

Base Backplate	5.75" SQ
Extension	5.50"
Weight	7.25 LBS
Height from center of Wall opening (Spec Sheet)	8.50"
Height	11.50"
Width	23.75"

**Electrical**

Input Voltage	120.00V
---------------	---------

**Light Source**

Dimmable	Yes
Lamp Included	Not Included
Lamp Type	A19
Max or Nominal Watt	75.00
# of Bulbs/LED Modules	3
Socket Type	E26 (Medium)

**Mounting/Installation**

Connector	Yes
Install Glass Up or Down	Yes
Interior/Exterior	INTERIOR
Lead Wire Length	6"
Location Rating	Damp
Mounting Weight	5.00 LBS
Wire Connectors	Wire Nuts

**FIXTURE ATTRIBUTES**




**Housing**

Diffuser Description	Satin Etched Cased Opal
Primary Material	Steel
Shade Dimensions	4.75" D X 5.5" H
Shade Included	n/a

**Product/Ordering Information**

SKU	55147PN
Finish	Polished Nickel
Style	Traditional
UPC	783927018333

**Finish Options**

-  Black
-  Brushed Natural Brass
-  Polished Nickel



**ALSO IN THIS FAMILY**



55146BK



55146BNB



55146PN



55147BK



55147BNB



55145BK