




**SPECIFICATIONS**

Certifications/Qualifications	
Class 2	n/a
Prop65	Yes <a href="http://www.kichler.com/warranty">www.kichler.com/warranty</a>
Dimensions	
Base Backplate	5.75" SQ
Extension	5.50"
Weight	7.25 LBS
Height from center of Wall opening (Spec Sheet)	8.50"
Height	11.50"
Width	23.75"
Electrical	
Input Voltage	120.00V
Light Source	
Dimmable	Yes
Lamp Included	Not Included
Lamp Type	A19
Max or Nominal Watt	75.00
# of Bulbs/LED Modules	3
Socket Type	E26 (Medium)
Mounting/Installation	
Connector	Yes
Install Glass Up or Down	Yes
Interior/Exterior	INTERIOR
Lead Wire Length	6"
Location Rating	Damp
Mounting Weight	5.00 LBS
Wire Connectors	Wire Nuts

**FIXTURE ATTRIBUTES**

Housing	
Diffuser Description	Satin Etched Cased Opal
Primary Material	Steel
Shade Dimensions	4.75" D X 5.5" H
Shade Included	n/a
Product/Ordering Information	
SKU	55147BNB
Finish	Brushed Natural Brass
Style	Traditional
UPC	783927017831

**Finish Options**

-  Black
-  Brushed Natural Brass
-  Polished Nickel



**ALSO IN THIS FAMILY**

