

**SPECIFICATIONS**

**Certifications/Qualifications**

Class 2	n/a <a href="http://www.kichler.com/warranty">www.kichler.com/warranty</a>
---------	-------------------------------------------------------------------------------

**Dimensions**

Base Backplate	5.25" DIA
Extension	6.25"
Weight	8.50 LBS
Height from center of Wall opening (Spec Sheet)	8.00"
Height	11.50"
Width	32.50"

**Electrical**

Input Voltage	120.00V
---------------	---------

**Light Source**

Dimmable	Yes
Lamp Included	Not Included
Lamp Type	A19
Max or Nominal Watt	75.00
# of Bulbs/LED Modules	4
Socket Type	E26 (Medium)

**Mounting/Installation**

Connector	Yes
Install Glass Up or Down	Yes
Interior/Exterior	INTERIOR
Lead Wire Length	6"
Location Rating	Damp
Mounting Weight	4.75 LBS
Wire Connectors	Wire Nuts

**FIXTURE ATTRIBUTES**




**Housing**

Diffuser Description	Satin Etched Cased Opal
Primary Material	Steel
Shade Dimensions	4.75" D X 5.5" H
Shade Included	n/a

**Product/Ordering Information**

SKU	55143PN
Finish	Polished Nickel
Style	Traditional
UPC	783927018524

**Finish Options**

-  Black
-  Brushed Natural Brass
-  Polished Nickel



**ALSO IN THIS FAMILY**



55143BK



55143BNB



55141BK



55141BNB



55141PN



55142BK