

SPECIFICATIONS

Certifications/Qualifications

Class 2	n/a www.kichler.com/warranty
---------	---

Dimensions

Base Backplate	5.25" DIA
Extension	6.25"
Weight	4.25 LBS
Height from center of Wall opening (Spec Sheet)	8.00"
Height	11.50"
Width	14.00"

Electrical

Input Voltage	120.00V
---------------	---------

Light Source

Dimmable	Yes
Lamp Included	Not Included
Lamp Type	A19
Max or Nominal Watt	75.00
# of Bulbs/LED Modules	2
Socket Type	E26 (Medium)

Mounting/Installation

Connector	Yes
Install Glass Up or Down	Yes
Interior/Exterior	INTERIOR
Lead Wire Length	6"
Location Rating	Damp
Mounting Weight	2.25 LBS
Wire Connectors	Wire Nuts

FIXTURE ATTRIBUTES




Housing

Diffuser Description	Satin Etched Cased Opal
Primary Material	Steel
Shade Dimensions	4.75" D X 5.5" H
Shade Included	n/a

Product/Ordering Information

SKU	55141PN
Finish	Polished Nickel
Style	Traditional
UPC	783927018326

Finish Options

-  Black
-  Brushed Natural Brass
-  Polished Nickel



ALSO IN THIS FAMILY

