

SPECIFICATIONS




Certifications/Qualifications	
	www.kichler.com/warranty
Dimensions	
Base Backplate	24.00" X 5.00"
Extension	6.25"
Weight	6.75 LBS
Height from center of Wall opening (Spec Sheet)	7.75"
Height	10.25"
Electrical	
Input Voltage	120.00V
Light Source	
Dimmable	Yes
Lamp Included	Not Included
Max or Nominal Watt	75.00
# of Bulbs/LED Modules	3
Mounting/Installation	
Connector	Yes
Install Glass Up or Down	Yes
Interior/Exterior	INTERIOR
Lead Wire Length	6"
Location Rating	Damp
Mounting Weight	4.75 LBS
Wire Connectors	Wire Nuts



FIXTURE ATTRIBUTES

Housing	
Diffuser Description	Opal
Primary Material	Steel
Shade Dimensions	4.25" D X 6.5"
Shade Included	n/a
Product/Ordering Information	
SKU	55131CLP
Finish	Classic Pewter
Style	Cottagecore
UPC	783927014502

Finish Options

-  Classic Pewter
-  Natural Brass
-  Textured Black

ALSO IN THIS FAMILY



52450CLP

52450BKT

52450NBR



52451BKT



52451NBR



52451CLP