

**SPECIFICATIONS**

**Certifications/Qualifications**

Class 2	n/a
Prop65	Yes
	<a href="http://www.kichler.com/warranty">www.kichler.com/warranty</a>

**Dimensions**

Base Backplate	5.25" DIA
Weight	5.50 LBS
Height	13.75"
Overall Height	46.50"
Width	32.25"

**Electrical**

Input Voltage	120.00V
---------------	---------

**Light Source**

Dimmable	n/a
Lamp Included	Not Included
Lamp Type	B10
Max or Nominal Watt	25.00
# of Bulbs/LED Modules	6
Socket Type	E12 (Candelabra)

**Mounting/Installation**

Connector	Yes
Interior/Exterior	INTERIOR
Lead Wire Length	132"
Location Rating	Dry
Mounting Weight	4.75 LBS
Wire Connectors	Wire Nuts

**FIXTURE ATTRIBUTES**




**Housing**

Primary Material	Steel
Max Stem Tilt	90.0 Degrees
Shade Description	Fabric Bell Shade
Shade Dimensions	5.0" H X 4.25" D
Shade Included	Yes

**Product/Ordering Information**

SKU	52516BNB
Finish	Brushed Natural Brass
Style	Traditional
UPC	783927017992

**Finish Options**

-  Black
-  Brushed Natural Brass
-  Polished Nickel



**ALSO IN THIS FAMILY**



52520BK



52520BNB



52520PN



52516BK



52516PN



52518BK