




**SPECIFICATIONS**

| Certifications/Qualifications                   |   |
|---|---|
| Prop65  | Yes<br><a href="http://www.kichler.com/warranty">www.kichler.com/warranty</a> |
| Dimensions                                      |   |
| Base Backplate                                  | 5.25" DIA   |
| Extension                                       | 19.75"  |
| Weight  | 3.00 LBS  |
| Height from center of Wall opening (Spec Sheet) | 2.75"   |
| Height  | 8.50"   |
| Width   | 5.50"   |
| Electrical                                      |   |
| Input Voltage                                   | 120.00V   |
| Light Source                                    |   |
| Dimmable  | Yes   |
| Mounting/Installation                           |   |
| Connector                                       | Yes   |
| Interior/Exterior                               | INTERIOR  |
| Lead Wire Length                                | 144"  |
| Location Rating                                 | Dry   |
| Mounting Weight                                 | 3.00 LBS  |
| Wire Connectors                                 | Wire Nuts   |

**FIXTURE ATTRIBUTES**

| Housing                      |                       |
|------------------------------|-----------------------|
| Primary Material             | Steel                 |
| Shade Dimensions             | 5.38" D X 8"          |
| Product/Ordering Information |                       |
| SKU                          | 52485NBRW             |
| Finish                       | Natural Brass & White |
| Style                        | Mid-Century Modern    |
| UPC                          | 783927018746          |

| Finish Options   |                       |
|--|-----------------------|
|  | Black                 |
|  | Natural Brass & Black |
|  | Natural Brass & White |



**ALSO IN THIS FAMILY**

