

**SPECIFICATIONS**

**Certifications/Qualifications**

Prop65 Yes  
[www.kichler.com/warranty](http://www.kichler.com/warranty)

**Dimensions**

Base Backplate 5.00" DIA  
 Extension 8.25"  
 Weight 2.50 LBS  
 Height from center of Wall opening (Spec Sheet) 2.50"  
 Height 7.50"  
 Width 17.00"

**Electrical**

Input Voltage 120.00V

**Light Source**

Dimmable Yes

**Mounting/Installation**

Connector Yes  
 Interior/Exterior INTERIOR  
 Lead Wire Length 6"  
 Location Rating Damp  
 Mounting Style Wall Mount  
 Mounting Weight 2.50 LBS  
 Wire Connectors Wire Nuts

**FIXTURE ATTRIBUTES**




**Housing**

Shade Description Metal Shade  
 Shade Dimensions 7.50" D X 2.50"  
 Shade Included Yes

**Product/Ordering Information**

SKU 45944CPZ  
 Finish Champagne Bronze  
 Style Industrial  
 UPC 783927017138.0

**Finish Options**

-  Black
-  Champagne Bronze
-  Olde Bronze



**ALSO IN THIS FAMILY**



45945CPZ



45943CPZ