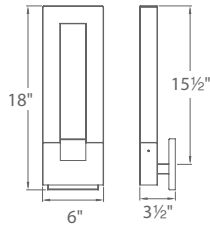



CHILL – model: WS-31618

LED Interior Sconce



Fixture Type:

Catalog Number:

Project: _____

Location: _____

PRODUCT DESCRIPTION

Sparkles emit playfully from light bouncing off bubbles frozen in solid crystal. Powerful LED light sources hidden within a polished nickel frame illuminate upwards and downwards. May be an upscale lobby sconce, a theater room sconce, or luxury bath sconce.

FEATURES

- ADA compliant, low profile design
- Clear seeded crystal
- ETL & cETL damp location listed
- Full range dimming when used with compatible dimmers
- Driver located in outlet box
- Universal driver (120V-220V-277V)
- 35,000 hour rated life
- Color Temp: 3000K
- CRI: 90

SPECIFICATIONS


Construction: Clear seeded crystal.

Light Source: High output LED.

Finish: Polished Nickel (PN).

Standards: ETL & cETL damp location listed. ADA compliant.

ORDER NUMBER

Model	Height	Wattage	Voltage	LED Lumens	Delivered Lumens	Finish
WS-31618	18"	20W	120V-220V-277V	1433	722	PN Polished Nickel 

Example: **WS-31618-PN**

modernforms.com
Phone (800) 526.2588
Fax (800) 526.2585

Headquarters/Eastern Distribution Center
44 Harbor Park Drive
Port Washington, NY 11050

Central Distribution Center
1600 Distribution Ct
Lithia Springs, GA 30122

Western Distribution Center
1750 Archibald Avenue
Ontario, CA 91760