



# Where

# meet outdoor living

At Innova, we pride ourselves on developing products that meet the highest quality and safety standards while at the same time keeping our eyes on the latest architectural trends to ensure that our products bring added function and form to your space.


### Color Options

Stainless Steel (S) 


Black (B) 

White (W)\* 


\*Available for 4000W - 6000W Heaters




Single



Dual



Dual



Dual

### Specifications

SKU Code	EF15120	EF40208, EF40240, EF40277, EF40480	EF50208, EF50240, EF50277, EF50480	EF60208, EF60240, EF60277, EF60480
Quartz Elements	1	2	2	2
Volts	120	208, 240, 277, 480	208, 240, 277, 480	208, 240, 277, 480
Total Amps	15	11.1, 16.7, 8.3, 8.3	13.8, 20.8, 10.4, 10.4	16.6, 25.0, 12.5, 12.5
Decor Plate Options	Available (Separate SKU)	Available (Separate SKU)	Available (Separate SKU)	Available (Separate SKU)
Mounting Options	Wall/Ceiling/Flush/Pole	Wall/Ceiling/Flush	Wall/Ceiling/Flush	Wall/Ceiling/Flush
Mounting Height	6'-8'	8'-12'	8'-12'	8'-12'
Mounting Angle	30°/45°/60°	30°/45°/60°	30°/45°/60°	30°/45°/60°
Heating Coverage Area	5'x6'	8'x10'	9'x10'	11'x11'
Dimensions (W"xD"xH")	39.37" x 8.17" x 9.35"	39.37" x 8.17" x 9.35"	39.37" x 8.17" x 9.35"	61.26" x 8.17" x 9.35"
Weight (lbs.)	14 lbs.	14 lbs.	14 lbs.	21 lbs.
Warranty	3 Year Warranty	3 Year Warranty	3 Year Warranty	3 Year Warranty



info@InnovaHeatingCo.com  
1-800-660-5391

T. 905.695.2055  
F. 905.695.2056

33 West Beaver Creek,  
Richmond Hill, ON L4B 1L8



InnovaHeatingCo.com