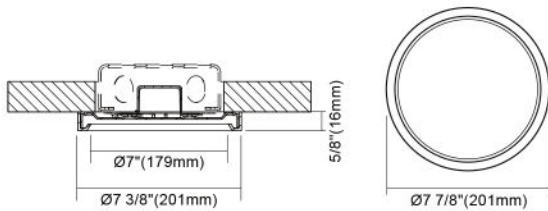


Features

- * This 5/8" thick luminaire is easy to install on standard J-boxes with a quick snap
- * Edge-lit technology to produce a smooth uniform lighting effect
- * 2700K, 3000K, 3500K, 4000K, 5000K CCT field select
- * 90 CRI (80CRI is optional)
- * Construction: plastic, aluminum and white translucent acrylic lens
- * Suitable for WET LOCATION
- * IC rated for direct contact with insulation
- * 100%-10% dimming capability, this fixture is compatible with industry standard TRIAC/ELV dimmers
- * L70 @ 50,000 hrs



DIMENSION

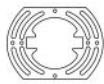
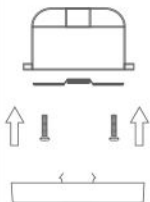


7" Plastic Round

INSTALLATION

4" J-Box

Accessories included:
Attached mounting bracket to J-box
Click downlight into mounting bracket



Mounting Bracket



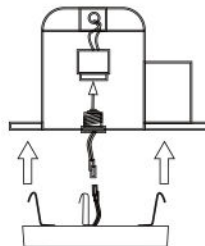
J-Box Screws



Wire Nuts

4" & 6" Housing

Accessories sold separately
Connect E26 adapter to the LED adapter
Insert mounting clips and push downlight up until flush with ceiling



E26 Adapter



Mounting Clips for 6"/7"/9"



Ground Screw



LED Adapter

ACCESSORIES

Decorative Trim Ring



ADS7RT-BZ
Bronze



ADS7RT-BN
Brushed Nickel



ADS7RT-BK
Black

Mounting Bracket for Housing



ADS-7MB
Mounting Bracket for 4" Housing
(sold separately)

Emergency Backup



30W Emergency Backup

ORDERING

MODELS	CCT	FINISH
ADS7R = 7" Round Slim Surface	Tunable CCT = 3CCT(2700K, 3000K,5000K) 5CCT(2700K-5000K)	YY=WH(White), BK(Black), BN(Brushed Nickel), BZ(Bronze)

Notes:

* YY represents different color finish, WH for white; BN for brushed nickel; BK for Black; BZ for Bronze.
Example: 7-inch Round Slim Surface 3CCT WHITE, ADS7R Tunable CCT 3CCTWH

SPECIFICATIONS	ADS7R
Lumens	900lm
Watts	15W
Efficacy	60lm/W
CRI	80Ra or 90Ra
CCT	3CCT(3000K,4000K,5000K)
Input Volts & Frequency	AC120V, 60Hz
Power Factor	>0.9
Operating Temp.	-20° ~ 40°
Beam Angle	120°

PACKAGE

Weight.(g)	330g
Qty/CTN (pcs)	20pcs/CTN
Box Dimension	433*180.5*430mm
Gross Weight	7.8kg/CTN

INCLUDED IN BOX

- 7" Round Slim Surface
- Mounting bracket to J-Box
- Two J-box Screws
- Three Wire Nuts

**Octagon**

steel light fixture / fan box

4" x 4" x 2-1/8"

**Round**

new work fixture box (plastic)

4" diameter x 2-3/16"

**Square**

steel deep box

4" x 4" x 1-1/2"

**Round**

old work fixture box (plastic)

4" diameter x 2-3/16"

**Round**

new work ceiling box (plastic)

3-1/2" diameter x 2-3/4"

**Round**new work fixture box (plastic)
with bar hanger

4" diameter x 2-3/16"

**Round**

surface mount

4" diameter x 1-1/2"

**Round**

ceiling pan

4" diameter x 13/16"

**TP317**Eaton's Crouse-Hinds junction box
for metal clad cable

4" x 2-1/8"

**TP316**Eaton's Crouse-Hinds junction box
for non-metallic cable

4" x 2-1/8"

Dimmer Compatible List

Brand	Series	Model	Load	Dimmability
Lutron	Diva	DVCL-153P	150W	20%-100%
	Skylark Contour	CTCL-153P	150W	20%-100%
	Toggler	TGCL-153P	150W	20%-100%
Leviton	Trimatron	6681	600W	20%-100%
	Sureslide	6672	150W	20%-100%