


1. **Type A (non-Linkable)** ----- **With 0.4M Input Line Install separately**



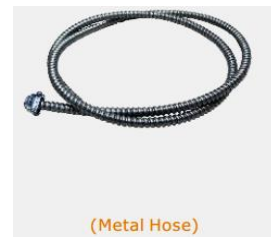
2. **Type B Linkable**

**Type B1** Connected by waterproof PG9 (PG9 included)



(PG 9 connector )


**Type B2** Connected by Metal hose (Metal hose need purchase separately if needed)



(Metal Hose)

Remark: if need input wire , can be customized.

3. **Type C Linkable** (seamless connection )



seamless connector

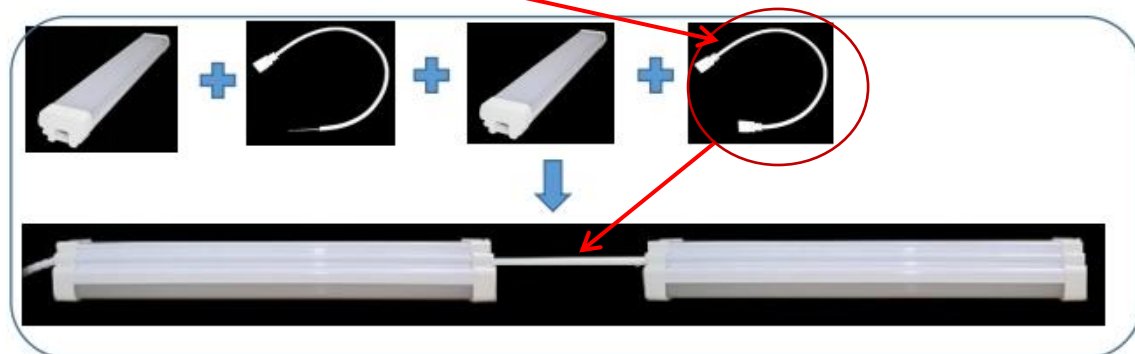


0.4m input wire

4. **Type D Linkable** ( can be connected by wire with two plugs , it is easy .

Wire with single plug is input wire (standard length 0.5m/1.2m/2m) 

Wire with two plugs is connection wire (standard length 0.5m/1.2m/2m) 



Remark: the wire with two plugs and single plugs, if need special length, need customized .

1. Different connection way (can be linkable by wire or metal hose, or can be seamless connection)
2. Standard / 0-10v dimmable/ built-in sensor / built-in emergency model for optional.

**Remark: UL/cUL DLC CE Rohs approved and 5 years warranty**