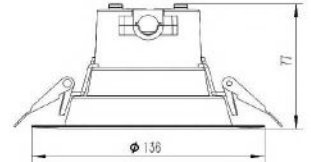
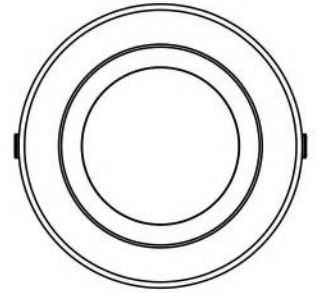


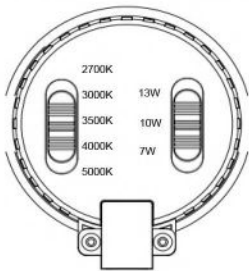
Introduction

- For retrofit or new construction installation
- Universal housing compatibility
- Adjustable lumen output and Color – 5 defined light levels, Power(13W/10W/7W),Color(2700K/3000K/3500K/4000K/5000K CCT)
- Easy fit installation – Spring-action housing clips Universal
- voltage 100-277V
- 0-10V DIMMABLE



ORDERING INFORMATION

Adjustable Lumen Output and Color

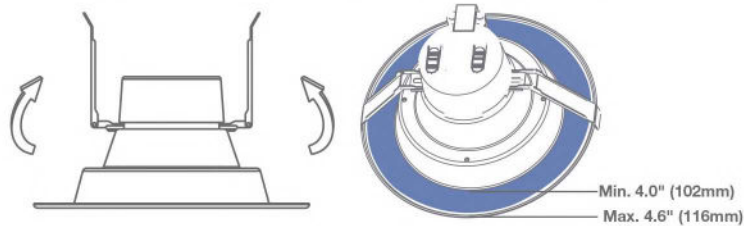


Model	PRODUCT FEATURES		
	Power	Lumens	Color
D8443	LOW-7W	600	2700K 3000K
	MED-10W	850	3500K 4000K
	HIGH-13W	1050	5000K

This commercial downlight features adjustable lumen output for three distinct lumen levels equivalent to various CFL lamp combinations. Simply adjust the lamp power or color to the desired lumen output by sliding the selector switch on top of the fixture.

Easy-Fit Installation

The adjustable housing clips allow for installation in a large range of commercial and architectural housings ranging from 4.0"-4.6" (102-116mm). These spring-action clips push up easily and fit securely for both retrofit and new construction installations.



Electrical Data

MODEL	INPUT (VAC)	CURRENT	POWER (W)	LEDS	LED CURRENT	CRI	CCT	LUMENS
D8443	100-277	0.07	7	48	0.04	90	2700	600
		0.10	10		0.06		3000	850
		0.13	13		0.08		3500	1050

SIMPLE RETROFIT OR ECONOMICAL NEW CONSTRUCTION INSTALLATION

Retrofit Installation



Attach safety clip



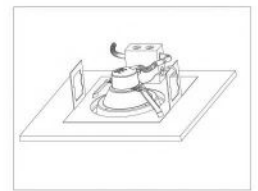
Bypass ballast & wire to j-box



Adjust lumens or color to desired output

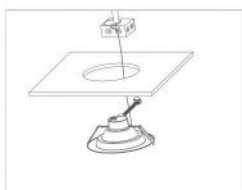


Push clips up & install into fixture



Ensure fixture is flush. Installation is complete

New Construction Installation



Attach safety clip



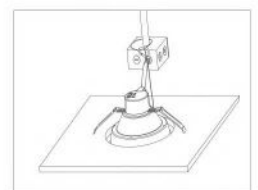
Wire to j-box



Adjust lumens or color to desired output



Push clips up & install into opening



Ensure fixture is flush. Installation is complete

WARRANTY

- Five year limited warranty is standard on luminaire and components .