

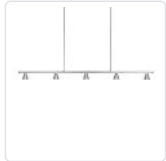
DUNE
LP19947
PENDANTS

PROJECT



DESCRIPTION

Multiple spun aluminum cones are connected inline and direct light downwards from the geometric linear pendant. The Dune series utilizes classic minimalist lamp shapes yet in reduced scale to elegant effect. The LED spot sources are focused by diminutive reflectors housed within the exquisitely turned shades. Available in multiple configurations and finishes.



LP19947-BN
Brushed Nickel

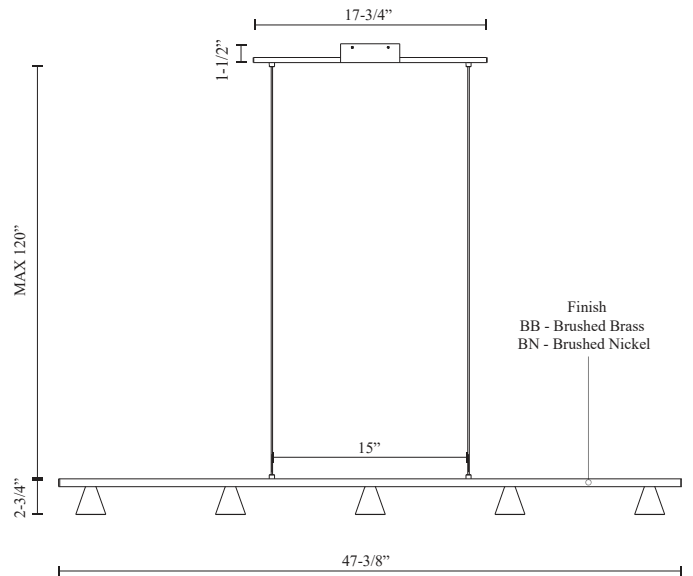
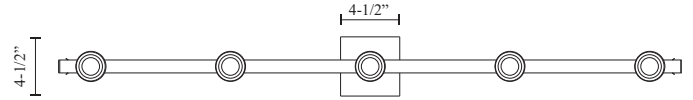


LP19947-BB
Brushed Brass

SPECIFICATION DETAILS

* For custom options, consult factory for details.

| | |
|-----------------------------|---|
| Fixture Dimensions | L47-3/8" x W4-1/2" x H2-3/4" |
| Light Source | LED |
| Wattage | 30W |
| Total Lumens | 2062lm |
| Delivered Lumens | 2087lm |
| Voltage | 120V |
| Color Temperature | 3000K |
| CRI (Ra) | >90 |
| Optional Color Temps | 2700K - 5000K Available, Minimum Order Quantities Apply |
| LED Rated Life | 50,000 hours |
| Dimming | 100% - 10%, TRIAC or ELV Dimmer (Not Included) |
| Diffuser Details | Acrylic diffuser |
| Shade Details | Spun Aluminum |
| Adjustable | Yes |
| Wire Length | 120" Max |
| Wire Type | Color Matching Coaxial Wire |
| Location | Dry |
| Warranty | 5 Years |
| Canopy Dimensions | L4-1/2"x W4-1/2"x H1-1/2" |



KUZCO

19054 28TH AVENUE
SURREY - BC V3Z 6M3
CANADA

WWW.KUZCOLIGHTING.COM

COMMENT

