



## GAMA-W Series



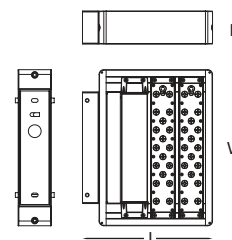
Providing unmatched illumination performance and energy efficiency the GAMA-W series is a compact yet easy to install product with a robust operational life.



## FEATURES & BENEFITS

- Surface mount, ideal for lighting building facades, parking areas, walkways, garages, loading areas and any other outdoor space requiring reliable safety and security.
- IP65, IK08 rated.
- Minimum 100µm Corrosion resistant polyester powder coating. Certified according to 1000 hours salt spray testing standard ASTM B117 / ISO 9227:2012.
- Human-centered modular design for easy installation, replacement and maintenance.
- Unmatched thermal management and proven lumen maintenance ratio.
- Improved illumination performance and excellent optics control.
- A variety of optical distributions, 15+ optics are available.
- Multiple smart lighting control options, e.g. motion sensor, photocell, DALI, 1-10V.
- Standard 5 or 10 years limited warranty are optional.

## DIMENSIONAL DRAWING



## TECHNICAL PARAMETERS

Power	30-160W
Input	120-277VAC or 220-240VAC or 347-480 VAC
PF	>0.95
THD	<20% (120-277VAC)/<10% (220-240VAC)
L85	>60,000H
Operating Temperature	-40°C ~ +50°C
Typical Efficacy	100lm/W or 110lm/W or 120lm/W
ANSI CCT	3000K/4000K/5000K/5700K
Min CRI	70* or 80 or 85

\* Standard


IP Rating	IP65
SPD	Optional
Certificate	UL/ CUL/ DLC/ LM79/ ENEC/ CB/ CE/ ErP / RoHS / IK08
DALI	Optional
0-10V	Optional
Photocell	/
Smart Control	/
Optic (IESNA)	Type I, Type II, Type III, Type IV, Type V
Color Options	Black/Grey/Bronze/White

## APPLICATIONS

- General area lighting
- Security lighting



Bulgaria



England

## GAMA-W Series

### BRIEF SPECIFICATIONS

Model No.	System Power	LED Modules	LEDs	Net Weight	Gross Weight	Dimensions (L x W x H)	Carton Dimensions (L x W x H)	Luminous Flux		Efficacy* (lm/W)
								3000K	4000K/5000K	
<b>FLA: 120-277VAC or 220-240VAC, 30W/module</b>										
FLA30-W	31.4W	1	18	4.09kg(9.02lbs)	4.74kg(10.45lbs)	215 x 330 x 70(mm) 8.46" x 12.99" x 2.76"	225 x 425 x 160(mm) 8.86" x 16.73" x 6.3"	3021 lm	3394 lm	108
FLA60-W	60.4W	2	36	5.08kg(11.20lbs)	5.73kg(12.63lbs)	275 x 330 x 70(mm) 10.83" x 12.99" x 2.76"	285 x 425 x 160(mm) 11.22" x 16.73" x 6.3"	6143 lm	6902 lm	114
FLA90-W	87.0W	3	54	6.07kg(13.38lbs)	6.82kg(15.04lbs)	335 x 330 x 70(mm) 13.19" x 12.99" x 2.76"	345 x 425 x 160(mm) 13.58" x 16.73" x 6.3"	8884 lm	9982 lm	114
FLA120-W	111.7W	4	72	7.80kg(17.20lbs)	8.65kg(19.07lbs)	395 x 330 x 70(mm) 15.55" x 12.99" x 2.76"	405 x 425 x 160(mm) 15.94" x 16.73" x 6.3"	11906 lm	13377 lm	119
<b>FLB: 120-277VAC or 220-240VAC, 40W/module</b>										
FLB40-W	40.3W	1	18	4.09kg(9.02lbs)	4.74kg(10.45lbs)	215 x 330 x 70(mm) 8.46" x 12.99" x 2.76"	225 x 425 x 160(mm) 8.86" x 16.73" x 6.3"	3691 lm	4147 lm	103
FLB80-W	77.0W	2	36	5.08kg(11.20lbs)	5.73kg(12.63lbs)	275 x 330 x 70(mm) 10.83" x 12.99" x 2.76"	285 x 425 x 160(mm) 11.22" x 16.73" x 6.3"	7262 lm	8160 lm	106
FLB120-W	115.4W	3	54	6.07kg(13.38lbs)	6.82kg(15.04lbs)	335 x 330 x 70(mm) 13.19" x 12.99" x 2.76"	345 x 425 x 160(mm) 13.58" x 16.73" x 6.3"	10970 lm	12326 lm	107
FLB160-W	151.6W	4	72	7.80kg(17.20lbs)	8.65kg(19.07lbs)	395 x 330 x 70(mm) 15.55" x 12.99" x 2.76"	405 x 425 x 160(mm) 15.94" x 16.73" x 6.3"	14556 lm	16355 lm	108
<b>FLC: 347-480VAC, 40W/module</b>										
FLC80-W	77.0W	2	36	5.08kg(11.20lbs)	5.73kg(12.63lbs)	275 x 330 x 70(mm) 10.83" x 12.99" x 2.76"	285 x 425 x 160(mm) 11.22" x 16.73" x 6.3"	7262 lm	8160 lm	106
FLC120-W	115.4W	3	54	6.10kg(13.45lbs)	6.85kg(15.10lbs)	335 x 330 x 70(mm) 13.19" x 12.99" x 2.76"	345 x 425 x 160(mm) 13.58" x 16.73" x 6.3"	10970 lm	12326 lm	107
FLC160-W	151.6W	4	72	7.80kg(17.19lbs)	8.65kg(19.07lbs)	395 x 330 x 70(mm) 15.55" x 12.99" x 2.76"	405 x 425 x 160(mm) 15.94" x 16.73" x 6.3"	14556 lm	16355 lm	108

\*CCT 4000K/5000K/5700K

### ORDERING INFORMATION

MODEL (Normal Power)			MOUNTING	OPTIC LENS	CCT (ANSI)	OPTIONAL COLOR	LIGHTING CONTROL	ACCESSORY INFO
FLA30 30W	FLB40 40W	FLC80* 80W						
FLA60 60W	FLB80 80W	FLC120* 120W	W	T1M Type I Medium	30K 3045	BK** Black (RAL:9011)	00 Not required	Bird Spike
FLA90 90W	FLB120 120W	FLC160* 160W		T2M Type II Medium	±175K	GR Grey (RAL:7004)	04 DALI	10KA/20KA Surge Protection Device
FLA120 120W	FLB160 160W			T3M Type III Medium	40K** 3985		05 1-10V dimming	Back Light Shield
				T3L Type III Long	±275K	BZ Bronze (RAL:8014)		Safety Cable
				T4S Type IV Short	50K** 5028	WH White (RAL:9010)		
				T5U Average beam angle 10°	±283K			
				T5V Average beam angle 25°	5665			
				T5W Average beam angle 40°	±355K			
				T5S Average beam angle 60°				
				T5M Average beam angle 90°				
			T5L Average beam angle 120°					
			T5D Diffuser					

\* DALI unavailable

\*\* In Stock

- Example 1: FLA30-W-T3L-50K-GR-00
- Example 2: FLB80-W-T3L-50K-WH-01
- Example 3: FLC120-W-T3L-50K-WH-03