


VENUS Series



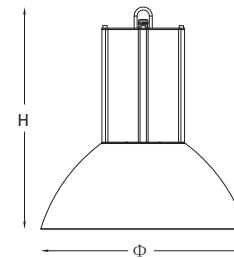
VENUS Series combines unique optic solutions with traditional bell shaped appearance, which performs much better than traditional high bay lights and conventional COB LED bay lights.



FEATURES & BENEFITS

- Lightweight traditional style led high bay lighting solution.
- Stand out of crowd of conventional COB led high bay light.
- Anti-glare construction. Light distribution managed by the state-of-the-art optic lens.
- The most reliable LED and led driver provide the top performance and reliability.

DIMENSIONAL DRAWING



TECHNICAL PARAMETERS

| | |
|-----------------------|-------------------|
| Power | 40/60/90/120/200W |
| Input | 90-305 VAC |
| PF | >0.95 |
| THD | <20% (90-305VAC) |
| L70 | >50,000H |
| Operating Temperature | -40°C ~ +50°C |
| Typical Efficacy | 100-110lm/W |
| ANSI CCT | 4000K/5000K |
| Min CRI | 70* |

| | |
|---------------|-----------------------------------|
| IP Rating | IP43 |
| SPD | Optional |
| Certificate | UL/ CUL/ DLC/ LM79 / CB/ CE/ RoHS |
| DALI | / |
| 0-10V | Optional |
| Photocell | / |
| Smart Control | Optional |
| Optic (IESNA) | TSR |
| Color Options | Grey |


* Standard

APPLICATIONS

- Industrial & factory
- Warehouse
- Platform



China



Thailand



VENUS Series

BRIEF SPECIFICATIONS

| Model No. | System Power | LEDs | Net Weight | Gross Weight | Dimensions (L x W x H) | Carton Dimensions (L x W x H) | Luminous Flux | Efficacy (lm/W) |
|-----------------------|--------------|------|------------------|------------------|--------------------------------------|---|---------------|-----------------|
| | | | | | | | 4000K/5000K | |
| BLD: 95-305VAC | | | | | | | | |
| BLD40 | 40W | 48 | 2.5kg(5.51lbs) | 4.17kg(9.19lbs) | Φ330 x H400(mm) Φ11.81" x H15.75" | 555 x 415 x 210(mm) 21.85" x 16.34" x 8.27" | 3742 lm | 92 |
| BLD60 | 60W | 72 | 2.46kg(5.42lbs) | 4.13kg(9.11lbs) | | | 5509 lm | 93 |
| BLD90 | 90W | 112 | 2.70kg(5.95lbs) | 4.37kg(9.63lbs) | | | 8492 lm | 96 |
| BLD120 | 120W | 162 | 5.31kg(11.71lbs) | 6.98kg(15.39lbs) | Φ480 x H560(mm) Φ18.90" x H22.05" | 770 x 570 x 270(mm) 30.31" x 22.44" x 10.63" | 12160 lm | 94 |
| BLD200 | 200W | 270 | 5.47kg(12.06lbs) | 7.14kg(15.74lbs) | | | 19157 lm | 93 |

ORDERING INFORMATION

| MODEL (Nominal Power) | OPTIC LENS | CCT (ANSI) | OPTIONAL COLOR | LIGHTING CONTROL |
|-----------------------|-------------------------|---------------------|----------------------------------|----------------------------|
| BLD40 40W | T5R Reflector | 40K* 3985 | GR* Grey (RAL:7004) | 00 Not required |
| BLD60 60W | | ±275K | | 02 Motion sensor |
| BLD90 90W | | 50K* 5028 | | 05 1-10V dimming |
| BLD120 120W | | ±283K | | |
| BLD200 200W | | | | |

* In Stock

● Example 1: BLD200-T5R-50K-GR-00